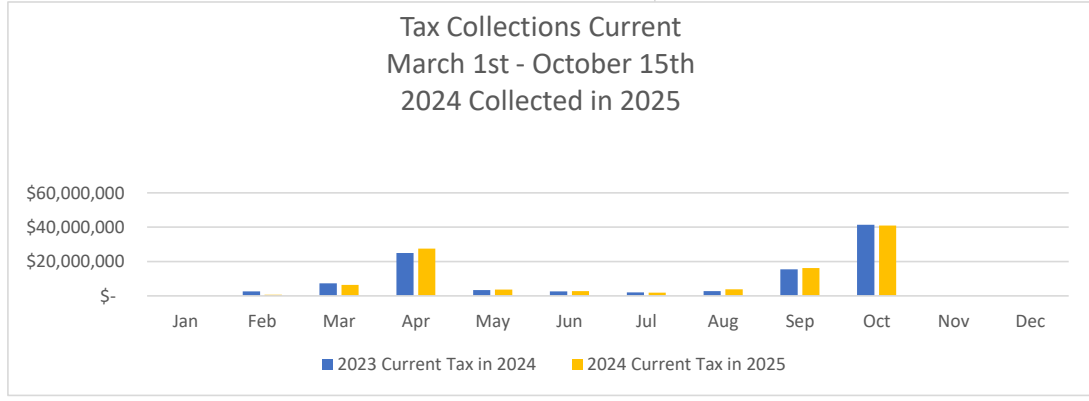
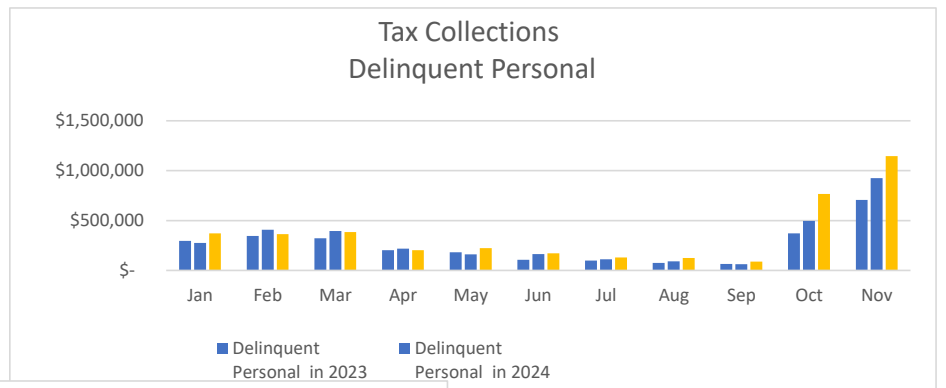
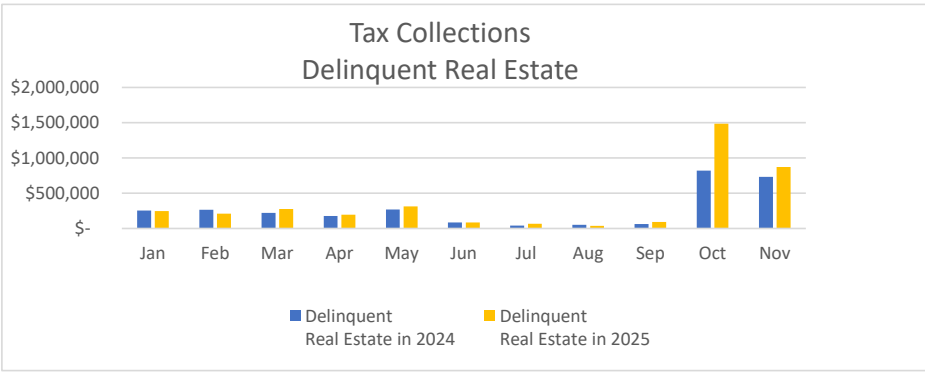




Current tax year 2024 Collected in 2025

| | 2023 Current Tax in 2024 | 2024 Current Tax in 2025 | Delinquent Real Estate in 2024 | Delinquent Real Estate in 2025 | Delinquent Personal in 2024 | Delinquent Personal in 2025 | Total Tax in 2023 | Total Tax in 2024 | Total Tax in 2025 | TOTAL Difference | % Difference YTD % |
|------------|--------------------------------|--------------------------------|--------------------------------------|--------------------------------------|-----------------------------------|-----------------------------------|-----------------------|-----------------------|-----------------------|---------------------|--------------------------|
| Jan | \$ 0 | \$ 0 | \$ 253,929 | \$ 247,049 | \$ 276,656 | \$ 372,102 | \$ 512,351 | \$ 530,585 | \$ 619,150 | \$ 88,566 | 16.7% |
| Feb | \$ 2,636,238 | \$ 591,188 | \$ 264,030 | \$ 209,644 | \$ 408,001 | \$ 364,656 | \$ 1,195,333 | \$ 3,308,268 | \$ 1,165,488 | \$ (2,142,780) | -64.8% |
| Mar | \$ 7,374,548 | \$ 6,428,512 | \$ 219,487 | \$ 275,522 | \$ 394,789 | \$ 383,703 | \$ 6,545,642 | \$ 7,988,824 | \$ 7,087,737 | \$ (901,087) | -11.3% |
| Apr | \$ 24,996,585 | \$ 27,466,161 | \$ 175,518 | \$ 194,754 | \$ 218,656 | \$ 203,133 | \$ 26,312,145 | \$ 25,390,759 | \$ 27,864,048 | \$ 2,473,289 | 9.7% |
| May | \$ 3,339,456 | \$ 3,642,817 | \$ 269,735 | \$ 313,882 | \$ 161,005 | \$ 224,482 | \$ 3,134,989 | \$ 3,770,195 | \$ 4,181,182 | \$ 410,987 | 10.9% |
| Jun | \$ 2,607,864 | \$ 2,826,579 | \$ 85,915 | \$ 83,843 | \$ 164,499 | \$ 171,604 | \$ 2,923,925 | \$ 2,858,279 | \$ 3,082,026 | \$ 223,748 | 7.8% |
| Jul | \$ 2,002,025 | \$ 1,929,297 | \$ 40,149 | \$ 67,426 | \$ 110,704 | \$ 129,526 | \$ 2,812,751 | \$ 2,152,878 | \$ 2,126,248 | \$ (26,630) | -1.2% |
| Aug | \$ 2,827,711 | \$ 3,850,129 | \$ 52,385 | \$ 38,769 | \$ 91,812 | \$ 123,703 | \$ 3,329,960 | \$ 2,971,908 | \$ 4,012,602 | \$ 1,040,694 | 35.0% |
| Sep | \$ 15,500,159 | \$ 16,162,725 | \$ 64,641 | \$ 93,819 | \$ 62,548 | \$ 88,200 | \$ 13,343,389 | \$ 15,627,348 | \$ 16,344,743 | \$ 717,395 | 4.6% |
| Oct | \$ 41,400,729 | \$ 40,923,799 | \$ 818,622 | \$ 1,486,200 | \$ 495,498 | \$ 767,490 | \$ 41,210,862 | \$ 42,714,850 | \$ 43,177,490 | \$ 462,640 | 1.1% |
| Nov | \$ - | \$ - | \$ 733,737 | \$ 870,338 | \$ 926,222 | \$ 1,144,542 | \$ 1,455,019 | \$ 1,659,959 | \$ 2,014,880 | \$ 354,921 | 21.4% |
| Dec | \$ - | \$ - | \$ 463,664 | \$ - | \$ 422,709 | \$ - | \$ 578,884 | \$ 886,373 | \$ - | \$ (886,373) | -100.0% |
| YTD | \$ 102,685,315 | \$ 103,821,207 | \$ 3,441,811 | \$ 3,881,247 | \$ 3,733,099 | \$ 3,973,142 | \$ 103,355,250 | \$ 109,860,225 | \$ 111,675,596 | \$ 1,815,370 | 1.7% YTG |
| | \$ 102,685,315 | 1.1% | \$ 2,978,147 | 30.3% | \$ 3,310,390 | 20.0% | \$ 102,776,366 | \$ 108,973,852 | 2.5% | \$ 2,701,744 | 2.5% YTD |



General Ledger Balances by Fund -- Month 11 (FY2025)

Parameters: Date Range: 11/1/2025-11/30/2025 Selected Funds: 158 Summary

| Fund - Revenue Code | Beginning Balance | Cash Receipts | Void Checks | Transfer In | Tax Transfer In | Com Earned | Void Receipts | Warrants Paid | Transfer Out | Tax Transfer Out | Com Charged | Other Checks | Ending Balance |
|-------------------------------------------------|-------------------|---------------|-------------|-------------|-----------------|------------|---------------|----------------|--------------|------------------|-------------|--------------|----------------|
| 1000 General Fund | 6,716,735.23 | 556,226.06 | 1,154.77 | 30,721.80 | 3,525,676.20 | 0.00 | 0.00 | (1,438,326.78) | (125,715.80) | 0.00 | (80,665.20) | (3.60) | 9,185,802.68 |
| 1002 Employee Insurance Fund | 580,748.49 | 24,262.72 | 107.53 | 169,285.19 | 0.00 | 0.00 | 0.00 | (194,747.03) | 0.00 | 0.00 | (39.58) | (215.06) | 579,402.26 |
| 1003 Investment Fund | 0.00 | 0.00 | 0.00 | 0.00 | 0.00 | 0.00 | 0.00 | 0.00 | 0.00 | 0.00 | 0.00 | 0.00 | 0.00 |
| 1005 Coronavirus Relief Fund | 1,674,953.30 | 0.00 | 0.00 | 6,050.37 | 0.00 | 0.00 | 0.00 | 0.00 | 0.00 | 0.00 | (121.01) | 0.00 | 1,680,882.66 |
| 1007 Local Assistance Tribal Consistency Fund | 0.00 | 0.00 | 0.00 | 0.00 | 0.00 | 0.00 | 0.00 | 0.00 | 0.00 | 0.00 | 0.00 | 0.00 | 0.00 |
| 1886 District Court Operations Fund | 41,066.18 | 0.00 | 0.00 | 20,658.36 | 0.00 | 0.00 | 0.00 | 0.00 | 0.00 | 0.00 | (3.78) | 0.00 | 61,720.76 |
| 1887 Critical Facility Generator Project Grant | 0.00 | 0.00 | 0.00 | 0.00 | 0.00 | 0.00 | 0.00 | 0.00 | 0.00 | 0.00 | 0.00 | 0.00 | 0.00 |
| 1890 Jacob Kade Holliday Restitution Fund | 120,742.81 | 16,994.27 | 0.00 | 462.76 | 0.00 | 0.00 | 0.00 | 0.00 | (462.76) | 0.00 | 0.00 | 0.00 | 137,737.08 |
| 1892 Capital Fund | 3,566,652.42 | 43,491.25 | 5,000.00 | 28,892.34 | 0.00 | 0.00 | 0.00 | (145,560.80) | 0.00 | 0.00 | (1,447.68) | 0.00 | 3,497,027.53 |
| 1896 Unclaimed Property Fund | 328,896.46 | 0.00 | 0.00 | 0.00 | 0.00 | 0.00 | 0.00 | 0.00 | 0.00 | 0.00 | 0.00 | 0.00 | 328,896.46 |
| 2000 Road Fund | 9,269,002.65 | 500,860.69 | 37.25 | 35,550.35 | 928,244.77 | 0.00 | 0.00 | (404,626.53) | (30,557.10) | 0.00 | (29,239.33) | (0.76) | 10,269,271.99 |
| 2001 Road Investment Fund | 0.00 | 0.00 | 0.00 | 0.00 | 0.00 | 0.00 | 0.00 | 0.00 | 0.00 | 0.00 | 0.00 | 0.00 | 0.00 |
| 2003 Additional Motor Fuel Tax Fund (Act 416 of | 46,735.32 | 25,211.95 | 0.00 | 231.30 | 0.00 | 0.00 | 0.00 | 0.00 | 0.00 | 0.00 | (508.87) | 0.00 | 71,669.70 |
| 2996 State Hazard Mitigation Grant | 0.00 | 0.00 | 0.00 | 0.00 | 0.00 | 0.00 | 0.00 | 0.00 | 0.00 | 0.00 | 0.00 | 0.00 | 0.00 |
| 2998 Crowley's Ridge Gravel Trail TAP Grant | 0.00 | 0.00 | 0.00 | 0.00 | 0.00 | 0.00 | 0.00 | 0.00 | 0.00 | 0.00 | 0.00 | 0.00 | 0.00 |
| 3000 Treasurer's Automation Fund | 136,585.54 | 0.00 | 0.00 | 484.41 | 0.00 | 0.00 | 0.00 | (6,021.62) | (455.80) | 0.00 | 0.00 | 0.00 | 130,592.53 |
| 3001 Collector Automation Fund | 258,908.85 | 0.00 | 0.00 | 889.64 | 0.00 | 0.00 | 0.00 | (26,310.83) | (2,872.04) | 0.00 | (17.79) | 0.00 | 230,597.83 |
| 3002 Circuit Court Automation (Act 1262)Fund | 84,234.40 | 1,750.93 | 0.00 | 309.05 | 0.00 | 0.00 | 0.00 | 0.00 | 0.00 | 0.00 | (41.19) | 0.00 | 86,253.19 |
| 3003 WD District Court Automation Fund | 414,603.78 | 9,054.34 | 49.67 | 1,512.95 | 0.00 | 0.00 | 0.00 | (1,425.03) | 0.00 | 0.00 | (211.35) | 0.00 | 423,584.36 |
| 3004 Assessor's Amendment No. 79 Fund | 215,875.81 | 0.00 | 0.00 | 779.49 | 0.00 | 0.00 | 0.00 | (151.82) | 0.00 | 0.00 | (15.59) | 0.00 | 216,487.89 |
| 3005 County Clerk's Cost Fund | 47,355.03 | 6,883.00 | 0.00 | 185.56 | 0.00 | 0.00 | (330.00) | (3,839.32) | 0.00 | 0.00 | (134.77) | 0.00 | 50,119.50 |
| 3006 Recorder's Cost Fund | 62,941.52 | 72,366.26 | 62.08 | 345.98 | 0.00 | 0.00 | 0.00 | (74,690.86) | (6,076.18) | 0.00 | (1,454.25) | 0.00 | 53,494.55 |
| 3008 County Library Fund | 0.00 | 0.00 | 0.00 | 0.00 | 218,012.76 | 0.00 | 0.00 | (213,652.50) | 0.00 | 0.00 | (4,360.26) | 0.00 | 0.00 |
| 3012 Child Support Cost Fund | 14,866.40 | 0.00 | 0.00 | 53.70 | 0.00 | 0.00 | 0.00 | 0.00 | 0.00 | 0.00 | (1.07) | 0.00 | 14,919.03 |
| 3014 Communication Facility & Equipment Fund | 406,456.02 | 5,035.65 | 0.00 | 11,921.82 | 0.00 | 0.00 | 0.00 | (5,174.17) | 0.00 | 0.00 | (339.15) | 0.00 | 417,900.17 |
| 3015 Drug Control Fund | 32,391.05 | 0.00 | 0.00 | 86.85 | 0.00 | 0.00 | 0.00 | (9,631.69) | 0.00 | 0.00 | (1.74) | 0.00 | 22,844.47 |
| 3017 Jail Operation and Maintenance Fund | 188,442.28 | 24,773.65 | 0.00 | 725.89 | 0.00 | 0.00 | 0.00 | (1,861.46) | 0.00 | 0.00 | (510.00) | 0.00 | 211,570.36 |
| 3018 County Detention Facility Fund | 14,205.24 | 2,323.61 | 0.00 | 56.00 | 0.00 | 0.00 | 0.00 | (347.12) | 0.00 | 0.00 | (47.59) | 0.00 | 16,190.14 |
| 3019 Boating Safety Fund | 55,006.00 | 0.00 | 0.00 | 184.07 | 0.00 | 0.00 | 0.00 | (5,061.48) | 0.00 | 0.00 | (3.68) | 0.00 | 50,124.91 |
| 3020 Emergency 911 Fund | 201,736.69 | 1,613.23 | 0.00 | 727.81 | 0.00 | 0.00 | 0.00 | (1,483.84) | 0.00 | 0.00 | (46.83) | 0.00 | 202,547.06 |
| 3022 Emergency Vehicle Fund | 42,073.96 | 1,112.92 | 0.00 | 856.96 | 0.00 | 0.00 | 0.00 | 0.00 | 0.00 | 0.00 | (25.37) | 0.00 | 44,018.47 |
| 3024 Public Defender (17-19-301) Fund | 65,864.83 | 0.00 | 0.00 | 237.92 | 0.00 | 0.00 | 0.00 | 0.00 | 0.00 | 0.00 | (4.76) | 0.00 | 66,097.99 |
| 3026 Indigent Criminal Defense Fund | 196,295.00 | 0.00 | 49.67 | 10,184.91 | 0.00 | 0.00 | 0.00 | (6,659.39) | (1,325.58) | 0.00 | (14.34) | 0.00 | 198,530.27 |
| 3028 Adult Drug Court Fund | 9,773.73 | 750.00 | 0.00 | 37.52 | 0.00 | 0.00 | 0.00 | 0.00 | 0.00 | 0.00 | (15.75) | 0.00 | 10,545.50 |
| 3029 Public Safety Fund | 419.52 | 7.50 | 0.00 | 1.47 | 0.00 | 0.00 | 0.00 | (28.18) | 0.00 | 0.00 | (0.18) | 0.00 | 400.13 |
| 3031 Juvenile Probation Fee Fund | 92,468.69 | 3,036.00 | 0.00 | 338.62 | 0.00 | 0.00 | 0.00 | (1,034.51) | 0.00 | 0.00 | (67.49) | 0.00 | 94,741.31 |
| 3039 Circuit Clerk Commission Fee Fund | 37,016.31 | 143.50 | 0.00 | 134.17 | 0.00 | 0.00 | 0.00 | 0.00 | 0.00 | 0.00 | (5.55) | 0.00 | 37,288.43 |
| 3042 Assessor's Late Assessment Fee Fund | 54,142.84 | 0.00 | 0.00 | 189.86 | 1,223.50 | 0.00 | 0.00 | (4,062.30) | 0.00 | 0.00 | (28.27) | 0.00 | 51,465.63 |
| 3045 District Court Specialty Court Fund | 49,051.83 | 831.00 | 0.00 | 176.48 | 0.00 | 0.00 | 0.00 | (1,160.33) | 0.00 | 0.00 | (20.15) | 0.00 | 48,878.83 |

General Ledger Balances by Fund -- Month 11 (FY2025)

Parameters: Date Range: 11/1/2025-11/30/2025 Selected Funds: 158 Summary

| Fund - Revenue Code | Beginning Balance | Cash Receipts | Void Checks | Transfer In | Tax Transfer In | Com Earned | Void Receipts | Warrants Paid | Transfer Out | Tax Transfer Out | Com Charged | Other Checks | Ending Balance |
|-------------------------------------------------|-------------------|---------------|-------------|-------------|-----------------|------------|---------------|---------------|--------------|------------------|-------------|--------------|----------------|
| 3046 American Rescue Plan Fund | 4,489,823.15 | 0.00 | 0.00 | 16,218.42 | 0.00 | 0.00 | 0.00 | 0.00 | (16,218.42) | 0.00 | 0.00 | 0.00 | 4,489,823.15 |
| 3048 Adult Drug Court - Opioid Settlement | 30,768.52 | 0.00 | 0.00 | 111.14 | 0.00 | 0.00 | 0.00 | 0.00 | 0.00 | 0.00 | (2.22) | 0.00 | 30,877.44 |
| 3414 Juvenile Court Drug Court Fee Fund | 0.00 | 0.00 | 0.00 | 0.00 | 0.00 | 0.00 | 0.00 | 0.00 | 0.00 | 0.00 | 0.00 | 0.00 | 0.00 |
| 3490 Sheriff D.A.R.E. Account Fund | 8,589.76 | 0.00 | 0.00 | 29.81 | 0.00 | 0.00 | 0.00 | (595.79) | 0.00 | 0.00 | (0.60) | 0.00 | 8,023.18 |
| 3492 Sheriff Federal Drug Forfeiture Fund | 4,859.27 | 0.00 | 0.00 | 17.55 | 0.00 | 0.00 | 0.00 | 0.00 | 0.00 | 0.00 | (0.35) | 0.00 | 4,876.47 |
| 3494 ED District Court Automation Fund | 44,015.31 | 744.82 | 12.42 | 160.33 | 0.00 | 0.00 | 0.00 | (148.42) | 0.00 | 0.00 | (18.11) | 0.00 | 44,766.35 |
| 3498 County Jail Fund | 813,978.00 | 0.00 | 0.00 | 16,468.22 | 0.00 | 0.00 | 0.00 | 0.00 | 0.00 | 0.00 | (59.36) | 0.00 | 830,386.86 |
| 3501 Juvenile Detention Facilities Grant Fund | 25,321.37 | 0.00 | 0.00 | 0.00 | 0.00 | 0.00 | 0.00 | (8,249.63) | 0.00 | 0.00 | 0.00 | 0.00 | 17,071.74 |
| 3508 Juvenile Officer Supplemental Funding | 8,930.00 | 0.00 | 0.00 | 0.00 | 0.00 | 0.00 | 0.00 | 0.00 | 0.00 | 0.00 | 0.00 | 0.00 | 8,930.00 |
| 3518 Byrne JAG Grant | 0.00 | 0.00 | 0.00 | 0.00 | 0.00 | 0.00 | 0.00 | 0.00 | 0.00 | 0.00 | 0.00 | 0.00 | 0.00 |
| 3519 VTC Innovations Grant | 0.00 | 0.00 | 0.00 | 0.00 | 0.00 | 0.00 | 0.00 | 0.00 | 0.00 | 0.00 | 0.00 | 0.00 | 0.00 |
| 3521 Homeland Security Grant Program | (23,288.19) | 0.00 | 0.00 | 0.00 | 0.00 | 0.00 | 0.00 | (30,193.53) | 0.00 | 0.00 | 0.00 | 0.00 | (53,481.72) |
| 3522 Veterans Treatment Court Discretionary Gra | (1,097.01) | 3,898.38 | 0.00 | 0.00 | 0.00 | 0.00 | 0.00 | (3,897.27) | 0.00 | 0.00 | 0.00 | 0.00 | (1,095.90) |
| 3523 STAR Court Adult Treatment Court Discreti | (5,141.31) | 16,377.46 | 12.42 | 0.00 | 0.00 | 0.00 | 0.00 | (15,557.87) | (455.80) | 0.00 | 0.00 | 0.00 | (4,765.10) |
| 3524 Veterans Court Peer Recovery Program | 0.00 | 0.00 | 0.00 | 0.00 | 0.00 | 0.00 | 0.00 | 0.00 | 0.00 | 0.00 | 0.00 | 0.00 | 0.00 |
| 3525 Mental Health Court Peer Recovery Progra | 0.00 | 0.00 | 0.00 | 0.00 | 0.00 | 0.00 | 0.00 | 0.00 | 0.00 | 0.00 | 0.00 | 0.00 | 0.00 |
| 3526 STAR Court Peer Recovery Program | (3,444.12) | 12,468.75 | 0.00 | 0.00 | 0.00 | 0.00 | 0.00 | (3,559.70) | 0.00 | 0.00 | 0.00 | 0.00 | 5,464.93 |
| 3527 Supplemental Juvenile Court Funding | 9,037.87 | 0.00 | 0.00 | 0.00 | 0.00 | 0.00 | 0.00 | 0.00 | 0.00 | 0.00 | 0.00 | 0.00 | 9,037.87 |
| 3529 AR Opioid Overdose Response Team Fundi | 0.00 | 0.00 | 0.00 | 0.00 | 0.00 | 0.00 | 0.00 | 0.00 | 0.00 | 0.00 | 0.00 | 0.00 | 0.00 |
| 3530 DPS Public Safety Equipment Grant (Act 7 | 16,267.00 | 0.00 | 0.00 | 0.00 | 0.00 | 0.00 | 0.00 | (16,267.00) | 0.00 | 0.00 | 0.00 | 0.00 | 0.00 |
| 3532 BJA FY22 Adult Drug Court Discretionary G | (1,194.78) | 10,737.80 | 12.42 | 0.00 | 0.00 | 0.00 | 0.00 | (10,651.34) | 0.00 | 0.00 | 0.00 | 0.00 | (1,095.90) |
| 3533 Craighead County Safe Room Project | 264,442.59 | 42,466.53 | 0.00 | 0.00 | 0.00 | 0.00 | 0.00 | 0.00 | 0.00 | 0.00 | 0.00 | 0.00 | 306,909.12 |
| 3535 Accountability Court Grant Adult Drug Cour | 0.00 | 0.00 | 0.00 | 0.00 | 0.00 | 0.00 | 0.00 | 0.00 | 0.00 | 0.00 | 0.00 | 0.00 | 0.00 |
| 3536 SRT Body Worn Camera Grant | 0.00 | 0.00 | 0.00 | 0.00 | 0.00 | 0.00 | 0.00 | 0.00 | 0.00 | 0.00 | 0.00 | 0.00 | 0.00 |
| 3537 FY21 Connect & Protect: LE Behavioral Hea | 0.00 | 0.00 | 0.00 | 0.00 | 0.00 | 0.00 | 0.00 | 0.00 | 0.00 | 0.00 | 0.00 | 0.00 | 0.00 |
| 3549 Craighead County STAR Court Grant | 0.00 | 312.31 | 0.00 | 0.00 | 0.00 | 0.00 | 0.00 | (312.31) | 0.00 | 0.00 | 0.00 | 0.00 | 0.00 |
| 3578 District Court DWI Court Fund | (855.83) | 0.00 | 0.00 | 0.00 | 0.00 | 0.00 | 0.00 | (701.32) | 0.00 | 0.00 | 0.00 | 0.00 | (1,557.15) |
| 3583 Court Improvement Program (CIP) Grant | 10,000.00 | 0.00 | 0.00 | 0.00 | 0.00 | 0.00 | 0.00 | 0.00 | 0.00 | 0.00 | 0.00 | 0.00 | 10,000.00 |
| 3587 Arkansas Historic Preservation Program Gr | 0.00 | 0.00 | 0.00 | 0.00 | 0.00 | 0.00 | 0.00 | 0.00 | 0.00 | 0.00 | 0.00 | 0.00 | 0.00 |
| 3589 Crisis Stabilization Unit Grant Fund | 0.00 | 90,000.00 | 0.00 | 0.00 | 0.00 | 0.00 | 0.00 | 0.00 | 0.00 | 0.00 | 0.00 | 0.00 | 90,000.00 |
| 3591 Rural Community Grant Prog / Brookland Fi | 830.12 | 0.00 | 0.00 | 0.00 | 0.00 | 0.00 | 0.00 | (830.12) | 0.00 | 0.00 | 0.00 | 0.00 | 0.00 |
| 3594 Project Lifesaver (Alzheimers) Fund | 0.75 | 0.00 | 0.00 | 0.00 | 0.00 | 0.00 | 0.00 | 0.00 | 0.00 | 0.00 | 0.00 | 0.00 | 0.75 |
| 3598 Court House Security Grant Fund | 0.00 | 0.00 | 0.00 | 0.00 | 0.00 | 0.00 | 0.00 | 0.00 | 0.00 | 0.00 | 0.00 | 0.00 | 0.00 |
| 3599 Local Law Enforcement Equipment Grant P | 0.00 | 0.00 | 0.00 | 0.00 | 0.00 | 0.00 | 0.00 | 0.00 | 0.00 | 0.00 | 0.00 | 0.00 | 0.00 |
| 6000 Treasurer's Commission Fund | 795,155.48 | 0.00 | 0.00 | 3,417.60 | 0.00 | 257,084.33 | 0.00 | 0.00 | 0.00 | 0.00 | 0.00 | 0.00 | 1,055,657.41 |
| 6001 Collector's Commission Fund | 0.00 | 0.00 | 0.00 | 0.00 | 0.00 | 0.00 | 0.00 | 0.00 | 0.00 | 0.00 | 0.00 | 0.00 | 0.00 |
| 6002 Collector's Unapportioned Fund | 6,622,459.02 | 40,939,557.24 | 0.00 | 47,624.53 | 0.00 | 0.00 | 0.00 | 0.00 | 0.00 | (36,826,692.19) | 0.00 | 0.00 | 10,782,948.60 |
| 6003 Property Tax Relief Fund | 1,121,217.59 | 0.00 | 0.00 | 4,050.13 | 0.00 | 0.00 | 0.00 | 0.00 | 0.00 | 0.00 | 0.00 | 0.00 | 1,125,267.72 |
| 6004 Delinquent Personal Tax Fund | 0.00 | 767,490.04 | 0.00 | 0.00 | 0.00 | 0.00 | 0.00 | 0.00 | 0.00 | (767,490.04) | 0.00 | 0.00 | 0.00 |

General Ledger Balances by Fund -- Month 11 (FY2025)

Parameters: Date Range: 11/1/2025-11/30/2025 Selected Funds: 158 Summary

| Fund - Revenue Code | Beginning Balance | Cash Receipts | Void Checks | Transfer In | Tax Transfer In | Com Earned | Void Receipts | Warrants Paid | Transfer Out | Tax Transfer Out | Com Charged | Other Checks | Ending Balance |
|----------------------------------------------|-------------------|---------------|-------------|-------------|-----------------|------------|---------------|---------------|--------------|------------------|-------------|--------------|----------------|
| 6005 Delinquent Real Estate Tax Fund | 0.00 | 1,484,870.46 | 0.00 | 0.00 | 0.00 | 0.00 | 0.00 | 0.00 | 0.00 | (1,484,870.46) | 0.00 | 0.00 | 0.00 |
| 6006 Timber Tax Fund | 1,212.87 | 0.00 | 0.00 | 11.05 | 3,141.40 | 0.00 | 0.00 | 0.00 | 0.00 | 0.00 | (63.05) | 0.00 | 4,302.27 |
| 6008 State Land Sales Fund | 0.00 | 3,180.66 | 0.00 | 0.00 | 0.00 | 0.00 | 0.00 | 0.00 | 0.00 | (3,180.66) | 0.00 | 0.00 | 0.00 |
| 6009 Law Library Fund | 68,676.82 | 0.00 | 0.00 | 5,857.62 | 0.00 | 0.00 | 0.00 | (5,344.28) | 0.00 | 0.00 | (4.94) | 0.00 | 69,185.22 |
| 6010 Administration of Justice Fund | 0.00 | 156,323.29 | 0.00 | 0.00 | 0.00 | 0.00 | (85.00) | 0.00 | (55,534.86) | 0.00 | (3,124.78) | (97,578.65) | 0.00 |
| 6011 Interest Fund | 0.00 | 171,933.38 | 0.00 | 0.00 | 0.00 | 0.00 | 0.00 | 0.00 | (171,933.38) | 0.00 | 0.00 | 0.00 | 0.00 |
| 6013 Common School Fund | 0.00 | 0.00 | 0.00 | 0.00 | 0.00 | 0.00 | 0.00 | 0.00 | 0.00 | 0.00 | 0.00 | 0.00 | 0.00 |
| 6016 County Fire Protection Premium Tax Fund | 0.00 | 0.00 | 0.00 | 0.00 | 0.00 | 0.00 | 0.00 | 0.00 | 0.00 | 0.00 | 0.00 | 0.00 | 0.00 |
| 6017 County Sheriff's Office Fund | 0.00 | 10,676.18 | 0.00 | 0.00 | 0.00 | 0.00 | 0.00 | 0.00 | (10,418.00) | 0.00 | (5.17) | (253.01) | 0.00 |
| 6400 Jonesboro Public Library Fund | 0.00 | 0.00 | 0.00 | 0.00 | 627,892.96 | 0.00 | 0.00 | (615,334.19) | 0.00 | 0.00 | (12,557.87) | (0.90) | 0.00 |
| 6450 Interlocal Agreement (ASP tickets) | 0.00 | 276.47 | 0.00 | 0.00 | 0.00 | 0.00 | 0.00 | 0.00 | (276.47) | 0.00 | 0.00 | 0.00 | 0.00 |
| 6494 Craighead County Multipurpose Improve | 130,000.00 | 0.00 | 0.00 | 0.00 | 0.00 | 0.00 | 0.00 | 0.00 | 0.00 | 0.00 | 0.00 | 0.00 | 130,000.00 |
| 6496 Justice Fund | 0.00 | 3,981.22 | 0.00 | 0.00 | 0.00 | 0.00 | 0.00 | 0.00 | 0.00 | 0.00 | 0.00 | (3,981.22) | 0.00 |
| 6498 Victim Witness Fund | 5,159.34 | 0.00 | 0.00 | 5,799.54 | 0.00 | 0.00 | 0.00 | 0.00 | 0.00 | 0.00 | (0.27) | (5,159.34) | 5,799.27 |
| 6500 Brookland Fire Department Fund | 0.00 | 0.00 | 0.00 | 0.00 | 38,476.50 | 0.00 | 0.00 | 0.00 | 0.00 | 0.00 | (769.53) | (37,706.97) | 0.00 |
| 6510 Southridge Fire Department Fund | 0.00 | 0.00 | 0.00 | 0.00 | 27,915.04 | 0.00 | 0.00 | 0.00 | 0.00 | 0.00 | (558.30) | (27,356.74) | 0.00 |
| 6520 Philadelphia Fire Department Fund | 0.00 | 0.00 | 0.00 | 0.00 | 22,379.08 | 0.00 | 0.00 | 0.00 | 0.00 | 0.00 | (447.59) | (21,931.49) | 0.00 |
| 6530 Bono Fire Department Fund | 0.00 | 0.00 | 0.00 | 0.00 | 45,982.44 | 0.00 | 0.00 | 0.00 | 0.00 | 0.00 | (919.65) | (45,062.79) | 0.00 |
| 6540 Valley View Fire Department Fund | 0.00 | 0.00 | 0.00 | 0.00 | 14,407.50 | 0.00 | 0.00 | 0.00 | 0.00 | 0.00 | (288.15) | (14,119.35) | 0.00 |
| 6550 Egypt Fire Department Fund | 0.00 | 0.00 | 0.00 | 0.00 | 1,267.50 | 0.00 | 0.00 | 0.00 | 0.00 | 0.00 | (25.35) | (1,242.15) | 0.00 |
| 6560 Cash Fire Department Fund | 0.00 | 0.00 | 0.00 | 0.00 | 3,933.00 | 0.00 | 0.00 | 0.00 | 0.00 | 0.00 | (78.66) | (3,854.34) | 0.00 |
| 6570 Lake City Fire Department Fund | 0.00 | 0.00 | 0.00 | 0.00 | 6,667.50 | 0.00 | 0.00 | 0.00 | 0.00 | 0.00 | (133.35) | (6,534.15) | 0.00 |
| 6600 City Of Jonesboro Fund | 0.00 | 0.00 | 0.00 | 244.80 | 0.00 | 0.00 | 0.00 | 0.00 | (12.24) | 0.00 | (4.90) | (227.66) | 0.00 |
| 6602 City of Jonesboro Street Fund | 0.00 | 0.00 | 0.00 | 0.00 | 790,873.59 | 0.00 | 0.00 | 0.00 | 0.00 | 0.00 | (15,817.47) | (775,056.12) | 0.00 |
| 6605 Jonesboro Police Pension Fund | 0.00 | 0.00 | 0.00 | 0.00 | 313,838.74 | 0.00 | 0.00 | 0.00 | 0.00 | 0.00 | (6,276.78) | (307,561.96) | 0.00 |
| 6606 Jonesboro Firemen's Pension Fund | 0.00 | 0.00 | 0.00 | 0.00 | 313,838.74 | 0.00 | 0.00 | 0.00 | 0.00 | 0.00 | (6,276.78) | (307,561.96) | 0.00 |
| 6608 Jonesboro City Liens Fund | 0.00 | 0.00 | 0.00 | 0.00 | 0.00 | 0.00 | 0.00 | 0.00 | 0.00 | 0.00 | 0.00 | 0.00 | 0.00 |
| 6610 City Of Black Oak Fund | 0.00 | 0.00 | 0.00 | 0.00 | 2,696.20 | 0.00 | 0.00 | 0.00 | 0.00 | 0.00 | (53.93) | (2,642.27) | 0.00 |
| 6612 City of Black Oak Street Fund | 0.00 | 0.00 | 0.00 | 0.00 | 1,417.02 | 0.00 | 0.00 | 0.00 | 0.00 | 0.00 | (28.34) | (1,388.68) | 0.00 |
| 6620 City Of Bono Fund | 0.00 | 0.00 | 0.00 | 0.00 | 25,427.63 | 0.00 | 0.00 | 0.00 | 0.00 | 0.00 | (508.55) | (24,919.08) | 0.00 |
| 6622 City of Bono Street Fund | 0.00 | 0.00 | 0.00 | 0.00 | 13,348.79 | 0.00 | 0.00 | 0.00 | 0.00 | 0.00 | (266.98) | (13,081.81) | 0.00 |
| 6630 City Of Brookland Fund | 0.00 | 0.00 | 0.00 | 0.00 | 6.35 | 0.00 | 0.00 | 0.00 | 0.00 | 0.00 | (0.13) | (6.22) | 0.00 |
| 6632 City of Brookland Street Fund | 0.00 | 0.00 | 0.00 | 0.00 | 15,498.34 | 0.00 | 0.00 | 0.00 | 0.00 | 0.00 | (309.95) | (15,188.39) | 0.00 |
| 6638 Brookland City Liens Fund | 0.00 | 0.00 | 0.00 | 0.00 | 0.00 | 0.00 | 0.00 | 0.00 | 0.00 | 0.00 | 0.00 | 0.00 | 0.00 |
| 6640 City Of Caraway Fund | 0.00 | 0.00 | 0.00 | 0.00 | 3,935.04 | 0.00 | 0.00 | 0.00 | 0.00 | 0.00 | (78.71) | (3,856.33) | 0.00 |
| 6642 City of Caraway Street Fund | 0.00 | 0.00 | 0.00 | 0.00 | 2,295.45 | 0.00 | 0.00 | 0.00 | 0.00 | 0.00 | (45.91) | (2,249.54) | 0.00 |
| 6650 City Of Cash Fund | 0.00 | 0.00 | 0.00 | 0.00 | 734.74 | 0.00 | 0.00 | 0.00 | 0.00 | 0.00 | (14.69) | (720.05) | 0.00 |
| 6652 City of Cash Street Fund | 0.00 | 0.00 | 0.00 | 0.00 | 406.21 | 0.00 | 0.00 | 0.00 | 0.00 | 0.00 | (8.13) | (398.08) | 0.00 |
| 6660 City Of Egypt Fund | 0.00 | 0.00 | 0.00 | 0.00 | 898.82 | 0.00 | 0.00 | 0.00 | 0.00 | 0.00 | (17.98) | (880.84) | 0.00 |

General Ledger Balances by Fund -- Month 11 (FY2025)

Parameters: Date Range: 11/1/2025-11/30/2025 Selected Funds: 158 Summary

| Fund - Revenue Code | Beginning Balance | Cash Receipts | Void Checks | Transfer In | Tax Transfer In | Com Earned | Void Receipts | Warrants Paid | Transfer Out | Tax Transfer Out | Com Charged | Other Checks | Ending Balance |
|----------------------------------------------|-------------------|---------------|-------------|-------------|-----------------|------------|---------------|---------------|--------------|------------------|-------------|-----------------|----------------|
| 6662 City of Egypt Street Fund | 0.00 | 0.00 | 0.00 | 0.00 | 589.85 | 0.00 | 0.00 | 0.00 | 0.00 | 0.00 | (11.79) | (578.06) | 0.00 |
| 6670 City Of Bay Fund | 0.00 | 0.00 | 0.00 | 26.67 | 21,002.61 | 0.00 | 0.00 | 0.00 | (1.33) | 0.00 | (420.58) | (20,607.37) | 0.00 |
| 6672 City of Bay Street Fund | 0.00 | 0.00 | 0.00 | 0.00 | 5,530.91 | 0.00 | 0.00 | 0.00 | 0.00 | 0.00 | (110.62) | (5,420.29) | 0.00 |
| 6680 City Of Lake City Fund | 0.00 | 0.00 | 0.00 | 5.00 | 9,851.44 | 0.00 | 0.00 | 0.00 | (0.25) | 0.00 | (197.12) | (9,659.07) | 0.00 |
| 6682 City of Lake City Street Fund | 0.00 | 0.00 | 0.00 | 0.00 | 6,465.01 | 0.00 | 0.00 | 0.00 | 0.00 | 0.00 | (129.29) | (6,335.72) | 0.00 |
| 6690 City Of Monette Fund | 0.00 | 0.00 | 0.00 | 0.00 | 15,589.98 | 0.00 | 0.00 | 0.00 | 0.00 | 0.00 | (311.81) | (15,278.17) | 0.00 |
| 6692 City of Monette Street Fund | 0.00 | 0.00 | 0.00 | 0.00 | 10,912.96 | 0.00 | 0.00 | 0.00 | 0.00 | 0.00 | (218.26) | (10,694.70) | 0.00 |
| 6700 Jonesboro School Fund | 0.00 | 0.00 | 0.00 | 0.00 | 8,039,951.59 | 0.00 | 0.00 | 0.00 | 0.00 | 0.00 | (20,099.89) | (8,019,851.70) | 0.00 |
| 6710 Brookland School Fund | 0.00 | 0.00 | 0.00 | 0.00 | 3,210,803.04 | 0.00 | 0.00 | 0.00 | 0.00 | 0.00 | (8,027.02) | (3,202,776.02) | 0.00 |
| 6720 Greene County Tech School Fund | 0.00 | 0.00 | 0.00 | 0.00 | 41,464.10 | 0.00 | 0.00 | 0.00 | 0.00 | 0.00 | (103.67) | (41,360.43) | 0.00 |
| 6730 Bay School Fund | 0.00 | 0.00 | 0.00 | 0.00 | 802,252.87 | 0.00 | 0.00 | 0.00 | 0.00 | 0.00 | (2,005.63) | (800,247.24) | 0.00 |
| 6740 Riverside School Fund | 0.00 | 0.00 | 0.00 | 0.00 | 816,940.96 | 0.00 | 0.00 | 0.00 | 0.00 | 0.00 | (2,042.36) | (814,898.60) | 0.00 |
| 6750 Buffalo Island Central School Fund | 0.00 | 0.00 | 0.00 | 0.00 | 864,286.23 | 0.00 | 0.00 | 0.00 | 0.00 | 0.00 | (2,160.71) | (862,125.52) | 0.00 |
| 6760 Nettleton School Fund | 0.00 | 0.00 | 0.00 | 0.00 | 11,762,082.30 | 0.00 | 0.00 | 0.00 | 0.00 | 0.00 | (29,405.22) | (11,732,677.08) | 0.00 |
| 6770 Valley View School Fund | 0.00 | 0.00 | 0.00 | 0.00 | 4,214,874.99 | 0.00 | 0.00 | 0.00 | 0.00 | 0.00 | (10,537.20) | (4,204,337.79) | 0.00 |
| 6780 Westside School Fund | 0.00 | 0.00 | 0.00 | 0.00 | 1,887,993.50 | 0.00 | 0.00 | 0.00 | 0.00 | 0.00 | (4,719.99) | (1,883,273.51) | 0.00 |
| 6800 Buffalo Island Drainage District Fund | 0.00 | 0.00 | 0.00 | 0.00 | 56,549.68 | 0.00 | 0.00 | 0.00 | 0.00 | 0.00 | (1,130.99) | (55,418.69) | 0.00 |
| 6802 Improvement District #19 Fund | 405.64 | 0.00 | 0.00 | 0.00 | 3,807.11 | 0.00 | 0.00 | 0.00 | 0.00 | 0.00 | (76.14) | 0.00 | 4,136.61 |
| 6804 Improvement District #20 Fund | 3,018.17 | 0.00 | 0.00 | 0.00 | 4,899.80 | 0.00 | 0.00 | 0.00 | 0.00 | 0.00 | (97.99) | (7,819.98) | 0.00 |
| 6806 Improvement District #25 Fund | 0.00 | 0.00 | 0.00 | 0.00 | 4,489.97 | 0.00 | 0.00 | 0.00 | 0.00 | 0.00 | (89.80) | (4,400.17) | 0.00 |
| 6808 Sub #2 To #25 Fund | 0.00 | 0.00 | 0.00 | 0.00 | 9,004.18 | 0.00 | 0.00 | 0.00 | 0.00 | 0.00 | (180.08) | (8,824.10) | 0.00 |
| 6810 Improvement District #27 Fund | 0.00 | 0.00 | 0.00 | 0.00 | 1,805.36 | 0.00 | 0.00 | 0.00 | 0.00 | 0.00 | (36.10) | (1,769.26) | 0.00 |
| 6814 Improvement District #29 Fund | 0.00 | 0.00 | 0.00 | 0.00 | 25,897.33 | 0.00 | 0.00 | 0.00 | 0.00 | 0.00 | (517.95) | (25,379.38) | 0.00 |
| 6818 Improvement District #31 Fund | 0.00 | 0.00 | 0.00 | 0.00 | 3,456.56 | 0.00 | 0.00 | 0.00 | 0.00 | 0.00 | (69.13) | (3,387.43) | 0.00 |
| 6820 Sub #1 To #28 Fund | 0.00 | 0.00 | 0.00 | 0.00 | 7,191.45 | 0.00 | 0.00 | 0.00 | 0.00 | 0.00 | (143.82) | (7,047.63) | 0.00 |
| 6822 Improvement District #32 Fund | 0.00 | 0.00 | 0.00 | 0.00 | 228.02 | 0.00 | 0.00 | 0.00 | 0.00 | 0.00 | (4.56) | (223.46) | 0.00 |
| 6824 Improvement District #33 Fund | 1,969.23 | 0.00 | 0.00 | 0.00 | 1,556.49 | 0.00 | 0.00 | 0.00 | 0.00 | 0.00 | (31.13) | (3,494.59) | 0.00 |
| 6826 Improvement District #34 Fund | 0.00 | 0.00 | 0.00 | 0.00 | 393.35 | 0.00 | 0.00 | 0.00 | 0.00 | 0.00 | (7.87) | (385.48) | 0.00 |
| 6828 Improvement District #35 Fund | 288.55 | 0.00 | 0.00 | 0.00 | 894.24 | 0.00 | 0.00 | 0.00 | 0.00 | 0.00 | (17.88) | 0.00 | 1,164.91 |
| 6830 Improvement District #38 Fund | 2,346.58 | 0.00 | 0.00 | 0.00 | 3,424.27 | 0.00 | 0.00 | 0.00 | 0.00 | 0.00 | (68.48) | (5,702.37) | 0.00 |
| 6832 Sub #1 To 1st Slough Fund | 2,060.21 | 0.00 | 0.00 | 0.00 | 9,859.15 | 0.00 | 0.00 | 0.00 | 0.00 | 0.00 | (197.18) | 0.00 | 11,722.18 |
| 6834 Cache River Improvement Fund | 10,306.20 | 0.00 | 0.00 | 0.00 | 27,577.82 | 0.00 | 0.00 | 0.00 | 0.00 | 0.00 | (551.56) | 0.00 | 37,332.46 |
| 6835 Cache River Flat Tax Fund | 57,101.70 | 0.00 | 0.00 | 0.00 | 146,740.38 | 0.00 | 0.00 | 0.00 | 0.00 | 0.00 | (2,934.80) | 0.00 | 200,907.28 |
| 6836 Big Creek Watershed Fund | 4,022.09 | 0.00 | 0.00 | 0.00 | 11,532.97 | 0.00 | 0.00 | 0.00 | 0.00 | 0.00 | (230.66) | (15,324.40) | 0.00 |
| 6838 Willow Slough Improvement District Fund | 0.00 | 0.00 | 0.00 | 0.00 | 380.36 | 0.00 | 0.00 | 0.00 | 0.00 | 0.00 | (7.61) | (372.75) | 0.00 |
| 6840 Sub #1 To #25 Fund | 0.00 | 0.00 | 0.00 | 0.00 | 436.70 | 0.00 | 0.00 | 0.00 | 0.00 | 0.00 | (8.74) | (427.96) | 0.00 |
| 6842 Poinsett Watershed Imp District Fund | 2,127.87 | 0.00 | 0.00 | 0.00 | 1,503.69 | 0.00 | 0.00 | 0.00 | 0.00 | 0.00 | (30.07) | 0.00 | 3,601.49 |
| 6844 St Francis Levee District Fund | 0.00 | 0.00 | 0.00 | 0.00 | 73,554.32 | 0.00 | 0.00 | 0.00 | 0.00 | 0.00 | (1,471.09) | (72,083.23) | 0.00 |
| 6846 Improvement District #15 Fund | 0.00 | 0.00 | 0.00 | 0.00 | 7,854.03 | 0.00 | 0.00 | 0.00 | 0.00 | 0.00 | (157.08) | (7,696.95) | 0.00 |

General Ledger Balances by Fund -- Month 11 (FY2025)

12/1/2025 8:37 AM
Report Code: 3 - Full

Parameters: Date Range: 11/1/2025-11/30/2025 Selected Funds: 158 Summary


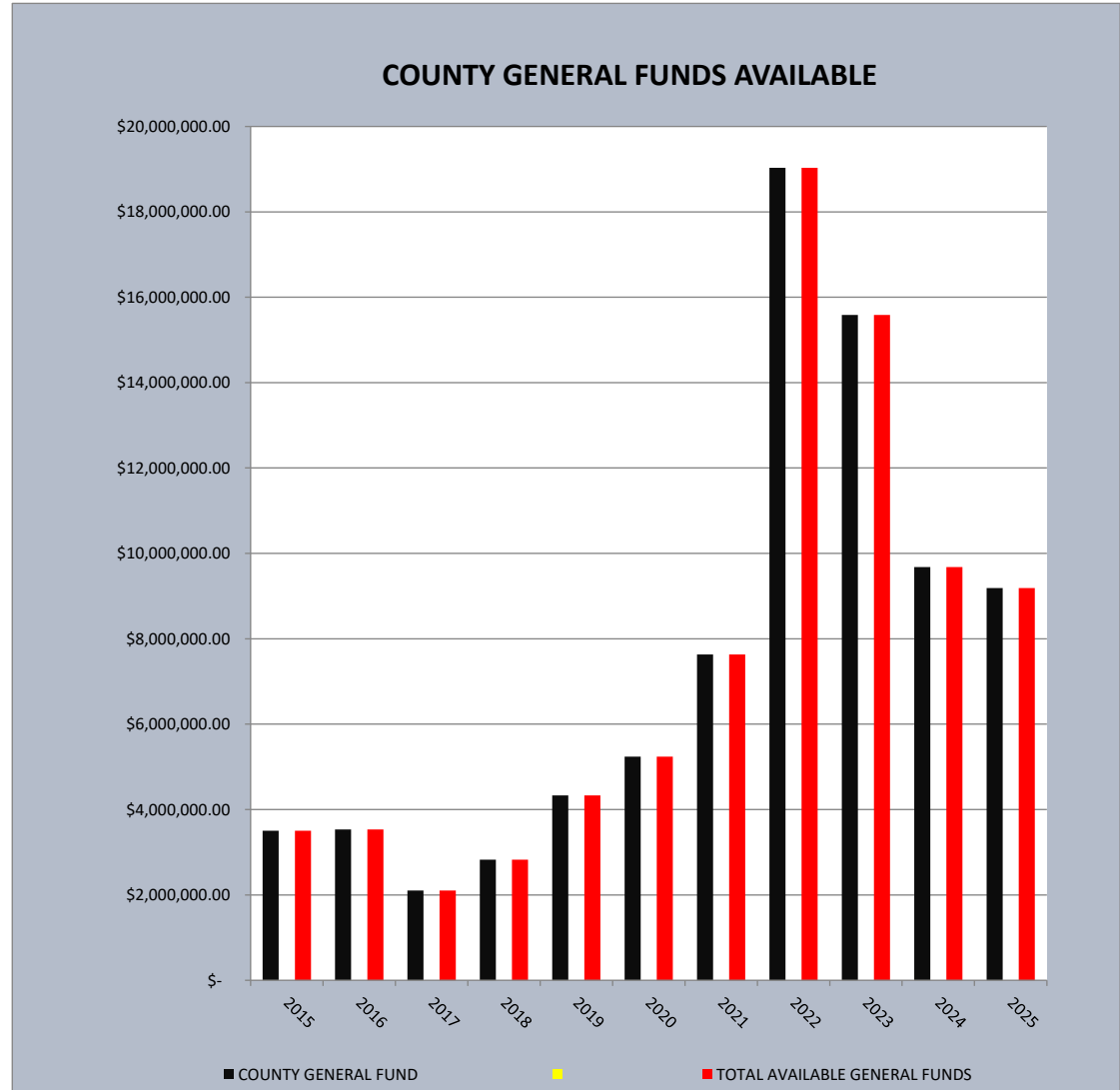
| Fund - Revenue Code | Beginning Balance | Cash Receipts | Void Checks | Transfer In | Tax Transfer In | Com Earned | Void Receipts | Warrants Paid | Transfer Out | Tax Transfer Out | Com Charged | Other Checks | Ending Balance |
|-----------------------------------------------|----------------------|------------------------|-------------------|---------------------|------------------------|---------------------|-------------------|-------------------------|-----------------------|--------------------------|-----------------------|--------------------------|----------------------|
| 6848 Downtown Business Improvement District | 0.00 | 0.00 | 0.00 | 0.00 | 18,167.97 | 0.00 | 0.00 | 0.00 | 0.00 | 0.00 | (363.36) | (17,804.61) | 0.00 |
| 6850 Craighead Co Prop Owner's Multipurpose I | 0.00 | 0.00 | 0.00 | 0.00 | 0.00 | 0.00 | 0.00 | 0.00 | 0.00 | 0.00 | 0.00 | 0.00 | 0.00 |
| Totals for All Funds | 39,545,618.01 | \$45,012,023.52 | \$6,498.23 | \$422,316.01 | \$39,082,233.35 | \$257,084.33 | (\$415.00) | (\$3,257,500.36) | (\$422,316.01) | (\$39,082,233.35) | (\$257,084.33) | (\$33,588,423.22) | 47,717,801.18 |

Craighead County, Arkansas

General Funds Available

November 2015 - November 2025

| <u>MONTH AND YEAR</u> | <u>COUNTY GENERAL FUND</u> | <u>TOTAL AVAILABLE GENERAL FUNDS</u> |
|------------------------------|-----------------------------------|---------------------------------------------|
| 30-Nov-15 | \$ 3,504,275.63 | \$ 3,504,275.63 |
| 30-Nov-16 | \$ 3,532,682.07 | \$ 3,532,682.07 |
| 30-Nov-17 | \$ 2,105,272.14 | \$ 2,105,272.14 |
| 30-Nov-18 | \$ 2,826,208.75 | \$ 2,826,208.75 |
| 30-Nov-19 | \$ 4,332,846.34 | \$ 4,332,846.34 |
| 30-Nov-20 | \$ 5,237,294.26 | \$ 5,237,294.26 |
| 30-Nov-21 | \$ 7,632,708.91 | \$ 7,632,708.91 |
| 30-Nov-22 | \$ 19,033,713.99 | \$ 19,033,713.99 |
| 30-Nov-23 | \$ 15,584,755.94 | \$ 15,584,755.94 |
| 30-Nov-24 | \$ 9,680,654.76 | \$ 9,680,654.76 |
| 30-Nov-25 | \$ 9,185,802.68 | \$ 9,185,802.68 |
| | | |

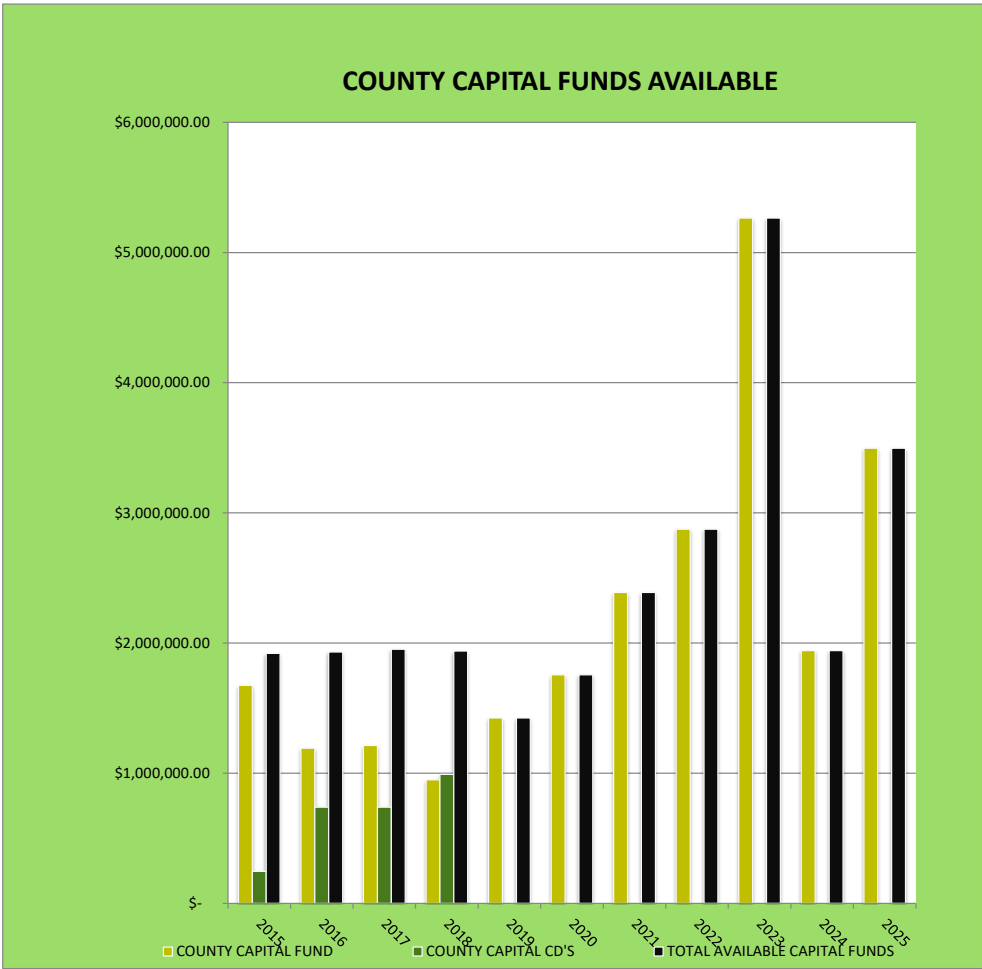


Craighead County, Arkansas

County Capital Funds Available

November 2015 - November 2025

| <u>MONTH AND YEAR</u> | <u>COUNTY CAPITAL FUND</u> | <u>COUNTY CAPITAL CD'S</u> | <u>TOTAL AVAILABLE CAPITAL FUNDS</u> |
|-----------------------|----------------------------|----------------------------|--------------------------------------|
| 30-Nov-15 | \$ 1,675,014.24 | \$ 245,053.70 | \$ 1,920,067.94 |
| 30-Nov-16 | \$ 1,191,952.95 | \$ 738,763.84 | \$ 1,930,716.79 |
| 30-Nov-17 | \$ 1,212,667.66 | \$ 738,842.91 | \$ 1,951,510.57 |
| 30-Nov-18 | \$ 948,403.65 | \$ 990,512.61 | \$ 1,938,916.26 |
| 30-Nov-19 | \$ 1,424,192.03 | | \$ 1,424,192.03 |
| 30-Nov-20 | \$ 1,756,452.96 | | \$ 1,756,452.96 |
| 30-Nov-21 | \$ 2,389,337.12 | | \$ 2,389,337.12 |
| 30-Nov-22 | \$ 2,874,760.43 | | \$ 2,874,760.43 |
| 30-Nov-23 | \$ 5,265,001.22 | | \$ 5,265,001.22 |
| 30-Nov-24 | \$ 1,941,660.72 | | \$ 1,941,660.72 |
| 30-Nov-25 | \$ 3,497,027.53 | | \$ 3,497,027.53 |



CAPITAL FUNDS AVAILABLE

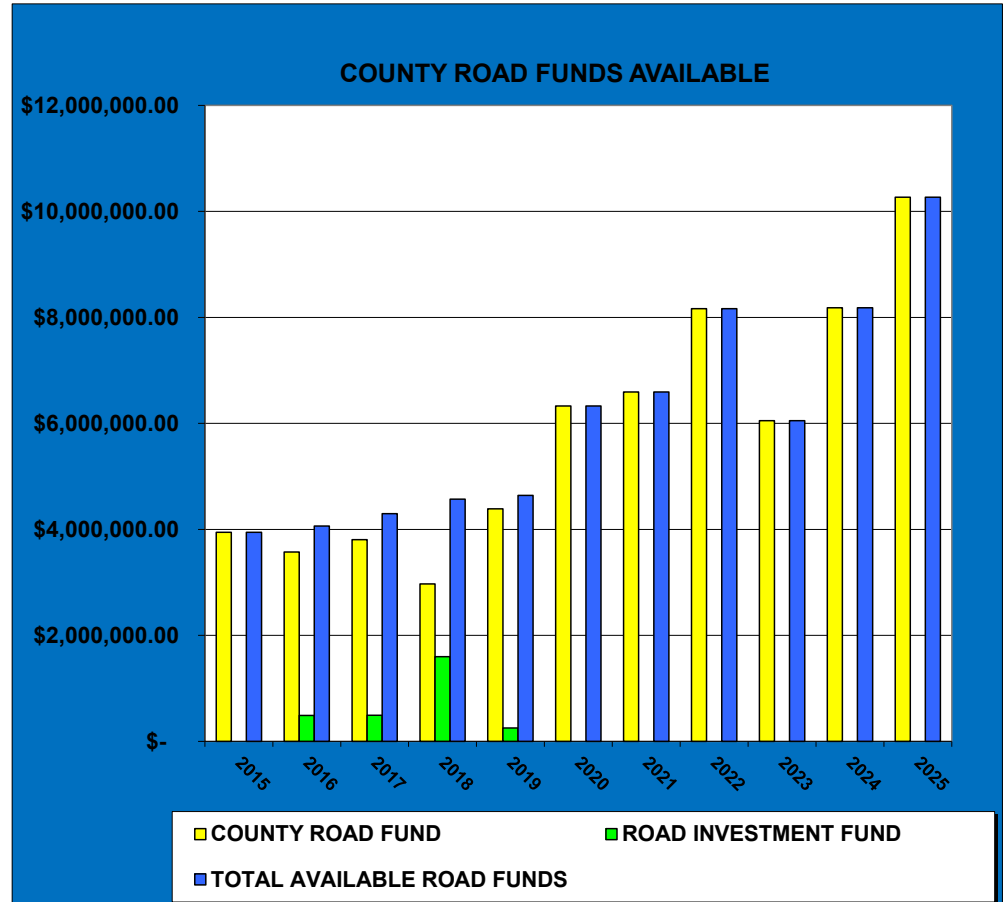


Craighead County, Arkansas

County Road Funds Available

November 2015 - November 2025

| MONTH AND YEAR | COUNTY ROAD FUND | ROAD INVESTMENT FUND | TOTAL AVAILABLE ROAD FUNDS |
|----------------|------------------|----------------------|----------------------------|
| 30-Nov-15 | \$ 3,945,945.78 | | \$ 3,945,945.78 |
| 30-Nov-16 | \$ 3,572,666.20 | \$ 490,000.00 | \$ 4,062,666.20 |
| 30-Nov-17 | \$ 3,806,421.69 | \$ 491,271.22 | \$ 4,297,692.91 |
| 30-Nov-18 | \$ 2,971,624.70 | \$ 1,597,575.15 | \$ 4,569,199.85 |
| 30-Nov-19 | \$ 4,388,699.82 | \$ 252,281.09 | \$ 4,640,980.91 |
| 30-Nov-20 | \$ 6,327,612.05 | | \$ 6,327,612.05 |
| 30-Nov-21 | \$ 6,591,368.70 | | \$ 6,591,368.70 |
| 30-Nov-22 | \$ 8,165,815.25 | | \$ 8,165,815.25 |
| 30-Nov-23 | \$ 6,051,408.93 | | \$ 6,051,408.93 |
| 30-Nov-24 | \$ 8,181,318.44 | | \$ 8,181,318.44 |
| 30-Nov-25 | \$ 10,269,271.99 | | \$ 10,269,271.99 |



ROAD FUNDS



**911 EMERGENCY SERVICES FUND 3020
FOR CRAIGHEAD COUNTY, UNINCORPORATED
JANUARY - DECEMBER 2025**

| | | | | | | | | BALANCE |
|--------------|---------------------|-----------------------|--------------------|------------------------|-----------------------|---------------------|----------------------------------|----------------------|
| DATE | RECEIPTS | EXCESS COM | INTEREST | COM CHARGED | DISBURSEMENTS | "CASH FLOW" | TRANSFER FROM GENERAL | |
| 1/31/2025 | \$ 3,393.36 | | \$ 755.42 | \$ (82.97) | \$ (1,449.42) | \$ 2,616.39 | | \$ 173,320.83 |
| 2/28/2025 | \$ 1,638.32 | | \$ 592.99 | \$ (44.63) | \$ (490.83) | \$ 1,695.85 | | \$ 175,937.22 |
| 3/31/2025 | \$ 1,804.85 | \$ 682.62 | \$ 622.12 | \$ (48.53) | \$ (2,402.25) | \$ 658.81 | | \$ 177,633.07 |
| 4/30/2025 | \$ 3,404.32 | | \$ 668.76 | \$ (81.47) | \$ (1,443.66) | \$ 2,547.95 | | \$ 178,291.88 |
| 5/31/2025 | \$ 13,679.54 | | \$ 784.33 | \$ (289.27) | \$ (1,443.66) | \$ 12,730.94 | | \$ 180,839.83 |
| 6/30/2025 | \$ 1,720.90 | | \$ 688.30 | \$ (48.18) | \$ (1,443.66) | \$ 917.36 | | \$ 193,570.77 |
| 7/31/2025 | \$ 734.61 | | \$ 734.71 | \$ (29.38) | \$ (1,441.86) | \$ (1.92) | | \$ 194,488.13 |
| 8/31/2025 | \$ 3,664.64 | | \$ 763.84 | \$ (88.57) | \$ (1,483.41) | \$ 2,856.50 | | \$ 194,486.21 |
| 9/30/2025 | \$ 2,303.62 | | \$ 705.03 | \$ (60.16) | \$ (1,483.41) | \$ 1,465.08 | | \$ 197,342.71 |
| 10/31/2025 | \$ 3,675.73 | | \$ 827.17 | \$ (90.05) | \$ (1,483.95) | \$ 2,928.90 | | \$ 198,807.79 |
| 11/30/2025 | \$ 1,613.23 | | \$ 727.81 | \$ (46.83) | \$ (1,483.84) | \$ 810.37 | | \$ 201,736.69 |
| 12/31/2025 | | | | | | \$ - | | \$ 202,547.06 |
| TOTAL | \$ 37,633.12 | \$ 682.62 | \$ 7,870.48 | \$ (910.04) | \$ (16,049.95) | \$ 29,226.23 | \$ - | \$ 202,547.06 |

**COUNTY RECORDER'S ACT 768 PF 1995
CRAIGHEAD COUNTY CIRCUIT CLERK
JANUARY - DECEMBER 2025**

BALANCE

| DATE | RECEIPTS | EXCESS COM | INTEREST | COM CHARGED | DISBURSEMENTS | "CASH FLOW" | TRANSFER FROM GENERAL | TRANSFER OUT | \$ |
|--------------|----------------------|--------------------|--------------------|-----------------------|--------------------------|------------------------|-----------------------|-----------------------|---------------------|
| | | | | | | | | | \$ 130,445.69 |
| 1/31/2025 | \$ 53,880.50 | | \$ 520.53 | \$ (1,088.02) | \$ (92,599.30) | \$ (39,286.29) | | \$ (6,578.16) | \$ 84,581.24 |
| 2/28/2025 | \$ 54,393.54 | | \$ 307.17 | \$ (1,094.00) | \$ (66,299.04) | \$ (12,692.33) | | \$ (7,125.02) | \$ 64,763.89 |
| 3/31/2025 | \$ 53,930.45 | \$ 9,866.83 | \$ 675.68 | \$ (1,091.21) | \$ (129,384.62) | \$ (66,002.87) | \$ 300,000.00 | \$ (14,250.04) | \$ 284,510.98 |
| 4/30/2025 | \$ 64,710.95 | | \$ 1,066.86 | \$ (1,315.48) | \$ (95,488.92) | \$ (31,026.59) | | \$ (7,125.02) | \$ 246,359.37 |
| 5/31/2025 | \$ 63,078.15 | | \$ 1,068.36 | \$ (1,282.94) | \$ (95,874.58) | \$ (33,011.01) | | \$ (7,125.02) | \$ 206,223.34 |
| 6/30/2025 | \$ 74,672.07 | | \$ 867.99 | \$ (1,510.80) | \$ (76,180.70) | \$ (2,151.44) | | \$ (6,076.18) | \$ 197,995.72 |
| 7/31/2025 | \$ 70,749.40 | | \$ 854.69 | \$ (1,430.31) | \$ (79,474.76) | \$ (9,300.98) | | \$ (6,076.18) | \$ 182,618.56 |
| 8/31/2025 | \$ 70,025.41 | | \$ 779.32 | \$ (1,415.69) | \$ (75,016.11) | \$ (5,627.07) | | \$ (6,076.18) | \$ 170,915.31 |
| 9/30/2025 | \$ 67,426.93 | | \$ 600.09 | \$ (1,360.51) | \$ (111,354.51) | \$ (44,688.00) | | \$ (6,076.18) | \$ 120,151.13 |
| 10/31/2025 | \$ 66,806.06 | | \$ 496.43 | \$ (1,346.05) | \$ (116,945.05) | \$ (50,988.61) | | \$ (6,221.00) | \$ 62,941.52 |
| 11/30/2025 | \$ 72,366.26 | | \$ 345.98 | \$ (1,454.25) | \$ (74,628.78) | \$ (3,370.79) | | \$ (6,076.18) | \$ 53,494.55 |
| 12/31/2025 | | | | | | \$ - | | | \$ 53,494.55 |
| TOTAL | \$ 712,039.72 | \$ 9,866.83 | \$ 7,583.10 | \$ (14,389.26) | \$ (1,013,246.37) | \$ (298,145.98) | \$ 300,000.00 | \$ (78,805.16) | \$ 53,494.55 |

County General Transfers

| Date | Amount | |
|------------|--------------|---------------------|
| 2/2/2010 | (100,000.00) | To County General |
| 1/25/2011 | (50,000.00) | To County General |
| 2/7/2012 | (54,000.00) | To County General |
| 12/30/2014 | (50,000.00) | To County General |
| 12/30/2016 | 65,000.00 | From County General |
| 6/1/2017 | 89,662.68 | From County General |
| 12/17/2017 | 6,700.00 | From County General |
| 3/14/2025 | 300,000.00 | From County General |

STATE TURNBACK RECEIPTS BY MONTH
FOR CRAIGHEAD COUNTY, UNINCORPORATED
2018-2025

| | GENERAL FUND | ROAD FUND | TOTAL TURNBACK |
|----------|-------------------------|----------------------|---------------------------|
| JAN 2018 | 52,480.81 | 234,576.25 | \$ 287,057.06 |
| FEB 2018 | 15,940.26 | 240,075.96 | \$ 256,016.22 |
| MAR 2018 | 15,940.26 | 211,199.39 | \$ 227,139.65 |
| APR 2018 | 15,940.26 | 231,224.32 | \$ 247,164.58 |
| MAY 2018 | 15,940.26 | 240,909.39 | \$ 256,849.65 |
| JUN 2018 | 15,940.26 | 236,081.26 | \$ 252,021.52 |
| JUL 2018 | 151,339.66 | 253,248.24 | \$ 404,587.90 |
| AUG 2018 | 12,234.28 | 231,069.38 | \$ 243,303.66 |
| SEP 2018 | 15,940.26 | 236,251.15 | \$ 252,191.41 |
| OCT 2018 | 15,940.26 | 246,990.13 | \$ 262,930.39 |
| NOV 2018 | 15,940.26 | 224,935.48 | \$ 240,875.74 |
| DEC 2018 | 15,940.26 | 233,431.94 | \$ 249,372.20 |
| | <u>359,517.09</u> | <u>2,819,992.89</u> | <u>3,179,509.98</u> |

| | GENERAL FUND | ROAD FUND | TOTAL TURNBACK |
|----------|-------------------------|----------------------|---------------------------|
| JAN 2019 | 52,477.58 | 246,841.47 | \$ 299,319.05 |
| FEB 2019 | 15,942.56 | 236,490.49 | \$ 252,433.05 |
| MAR 2019 | 15,942.56 | 226,874.77 | \$ 242,817.33 |
| APR 2019 | 15,942.56 | 240,361.04 | \$ 256,303.60 |
| MAY 2019 | 53,485.51 | 241,504.57 | \$ 294,990.08 |
| JUN 2019 | 15,942.56 | 248,854.43 | \$ 264,796.99 |
| JUL 2019 | 144,996.82 | 245,421.74 | \$ 390,418.56 |
| AUG 2019 | 12,496.19 | 244,084.44 | \$ 256,580.63 |
| SEP 2019 | 15,942.39 | 247,975.52 | \$ 263,917.91 |
| OCT 2019 | 15,942.39 | 242,267.05 | \$ 258,209.44 |
| NOV 2019 | 15,942.39 | 233,190.33 | \$ 249,132.72 |
| DEC 2019 | 15,942.39 | 237,999.41 | \$ 253,941.80 |
| | <u>390,995.90</u> | <u>2,891,865.26</u> | <u>3,282,861.16</u> |

| | GENERAL FUND | ROAD FUND | TOTAL TURNBACK |
|----------|-------------------------|----------------------|---------------------------|
| JAN 2020 | 52,479.71 | 286,258.56 | \$ 338,738.27 |
| FEB 2020 | 15,945.28 | 263,706.83 | \$ 279,652.11 |
| MAR 2020 | 15,245.28 | 239,396.93 | \$ 254,642.21 |
| APR 2020 | 11,838.94 | 254,548.17 | \$ 266,387.11 |
| MAY 2020 | 31,143.90 | 243,955.73 | \$ 275,099.63 |
| JUN 2020 | 11,838.94 | 228,571.97 | \$ 240,410.91 |
| JUL 2020 | 162,836.19 | 234,175.06 | \$ 397,011.25 |
| AUG 2020 | 27,477.21 | 261,839.30 | \$ 289,316.51 |
| SEP 2020 | 7,608.96 | 259,095.73 | \$ 266,704.69 |
| OCT 2020 | 11,051.87 | 264,821.85 | \$ 275,873.72 |
| NOV 2020 | 11,051.87 | 258,525.50 | \$ 269,577.37 |
| DEC 2020 | 11,051.87 | 246,003.55 | \$ 257,055.42 |
| | <u>369,570.02</u> | <u>3,040,899.18</u> | <u>3,410,469.20</u> |

| | GENERAL FUND | ROAD FUND | TOTAL TURNBACK |
|----------|-------------------------|----------------------|---------------------------|
| JAN 2021 | 47,589.19 | 277,959.57 | \$ 325,548.76 |
| FEB 2021 | 11,051.87 | 273,299.07 | \$ 284,350.94 |
| MAR 2021 | 11,035.03 | 234,328.97 | \$ 245,364.00 |
| APR 2021 | 11,016.12 | 262,266.10 | \$ 273,282.22 |
| MAY 2021 | 11,035.03 | 317,100.69 | \$ 328,135.72 |
| JUN 2021 | 30,608.64 | 282,004.64 | \$ 312,613.28 |
| JUL 2021 | 302,905.99 | 309,089.81 | \$ 611,995.80 |
| AUG 2021 | 32,130.79 | 289,201.52 | \$ 321,332.31 |
| SEP 2021 | 14,297.31 | 284,670.78 | \$ 298,968.09 |
| OCT 2021 | 15,593.31 | 313,900.62 | \$ 329,493.93 |
| NOV 2021 | 15,593.31 | 320,793.87 | \$ 336,387.18 |
| DEC 2021 | 15,593.31 | 291,973.50 | \$ 307,566.81 |
| | <u>518,449.90</u> | <u>3,456,589.14</u> | <u>3,975,039.04</u> |

| | GENERAL FUND | ROAD FUND | TOTAL TURNBACK |
|----------|-------------------------|----------------------|---------------------------|
| JAN 2022 | 54,060.87 | 331,590.98 | \$ 385,651.85 |
| FEB 2022 | 15,559.84 | 319,162.78 | \$ 334,722.62 |
| MAR 2022 | 15,559.84 | 266,381.25 | \$ 281,941.09 |
| APR 2022 | 15,559.84 | 318,212.80 | \$ 333,772.64 |
| MAY 2022 | 15,559.84 | 316,037.26 | \$ 331,597.10 |
| JUN 2022 | 15,559.84 | 307,301.03 | \$ 322,860.87 |
| JUL 2022 | 399,589.21 | 327,627.50 | \$ 727,216.71 |
| AUG 2022 | 12,030.25 | 339,535.63 | \$ 351,565.88 |
| SEP 2022 | 27,657.33 | 323,606.57 | \$ 351,263.90 |
| OCT 2022 | 15,559.84 | 336,335.74 | \$ 351,895.58 |
| NOV 2022 | 15,559.84 | 326,341.57 | \$ 341,901.41 |
| DEC 2022 | 15,559.84 | 333,342.12 | \$ 348,901.96 |
| | <u>617,816.38</u> | <u>3,845,475.23</u> | <u>4,463,291.61</u> |

| | GENERAL FUND | ROAD FUND | TOTAL TURNBACK |
|----------|-------------------------|----------------------|---------------------------|
| JAN 2023 | 54,027.40 | 327,969.17 | \$ 381,996.57 |
| FEB 2023 | 15,543.24 | 330,010.39 | \$ 345,553.63 |
| MAR 2023 | 15,543.24 | 266,088.91 | \$ 281,632.15 |
| APR 2023 | 15,543.24 | 326,263.54 | \$ 341,806.78 |
| MAY 2023 | 15,543.24 | 300,563.67 | \$ 316,106.91 |
| JUN 2023 | 15,543.24 | 325,031.52 | \$ 340,574.76 |
| JUL 2023 | 327,473.05 | 333,645.50 | \$ 661,118.55 |
| AUG 2023 | 26,490.68 | 304,669.47 | \$ 331,160.15 |
| SEP 2023 | 17,260.55 | 328,039.40 | \$ 345,299.95 |
| OCT 2023 | 17,260.55 | 325,708.59 | \$ 342,969.14 |
| NOV 2023 | 17,260.55 | 296,874.65 | \$ 314,135.20 |
| DEC 2023 | 17,260.55 | 306,777.73 | \$ 324,038.28 |
| | <u>554,749.53</u> | <u>3,771,642.54</u> | <u>4,326,392.07</u> |

| | GENERAL FUND | ROAD FUND | TOTAL TURNBACK |
|----------|-------------------------|----------------------|---------------------------|
| JAN 2024 | 55,728.11 | 314,003.48 | \$ 369,731.59 |
| FEB 2024 | 17,254.28 | 330,796.73 | \$ 348,051.01 |
| MAR 2024 | 17,254.28 | 280,156.44 | \$ 297,410.72 |
| APR 2024 | 17,254.28 | 308,083.48 | \$ 325,337.76 |
| MAY 2024 | 17,254.28 | 326,116.53 | \$ 343,370.81 |
| JUN 2024 | 17,254.28 | 319,476.61 | \$ 336,730.89 |
| JUL 2024 | 279,880.96 | 320,246.54 | \$ 600,127.50 |
| AUG 2024 | 47,449.16 | 312,271.12 | \$ 359,720.28 |
| SEP 2024 | 24,930.30 | 319,143.48 | \$ 344,073.78 |
| OCT 2024 | 24,930.30 | 266,057.14 | \$ 290,987.44 |
| NOV 2024 | 24,930.30 | 296,939.27 | \$ 321,869.57 |
| DEC 2024 | 24,930.30 | 288,474.77 | \$ 313,405.07 |
| | <u>569,050.83</u> | <u>3,681,765.59</u> | <u>4,250,816.42</u> |

| | GENERAL FUND | ROAD FUND | TOTAL TURNBACK |
|----------|-------------------------|----------------------|---------------------------|
| JAN 2025 | 63,397.86 | 331,491.32 | \$ 394,889.18 |
| FEB 2025 | 24,907.87 | 317,284.36 | \$ 342,192.23 |
| MAR 2025 | 24,907.87 | 267,230.04 | \$ 292,137.91 |
| APR 2025 | 24,907.87 | 315,497.71 | \$ 340,405.58 |
| MAY 2025 | 24,907.87 | 317,685.61 | \$ 342,593.48 |
| JUN 2025 | 24,907.87 | 331,528.49 | \$ 356,436.36 |
| JUL 2025 | 297,980.45 | 303,776.52 | \$ 601,756.97 |
| AUG 2025 | 32,653.67 | 316,577.26 | \$ 349,230.93 |
| SEP 2025 | 24,907.87 | 333,372.57 | \$ 358,280.44 |
| OCT 2025 | 24,907.87 | 316,066.99 | \$ 340,974.86 |
| NOV 2025 | 24,907.87 | 304,773.55 | \$ 329,681.42 |
| DEC 2025 | | | \$ - |
| | <u>593,294.94</u> | <u>3,455,284.42</u> | <u>4,048,579.36</u> |

Craighead County Library and Jonesboro Public Library Tax Disbursements in 2025

Jonesboro Public Library

| 01/31/25 | 02/28/25 | 03/31/25 | 04/30/25 | 05/31/25 | 06/30/25 | 07/31/25 | 08/31/25 | 09/30/25 | 10/31/25 | 11/30/25 | 12/31/25 | Totals |
|---------------|-------------|--------------|--------------|---------------|--------------|--------------|--------------|--------------|---------------|---------------|----------|-----------------|
| \$ 121,266.27 | \$ 8,923.84 | \$ 41,198.25 | \$ 98,157.53 | \$ 378,952.66 | \$ 65,571.00 | \$ 43,717.64 | \$ 32,040.64 | \$ 61,574.15 | \$ 255,773.00 | \$ 615,334.19 | | \$ 1,722,509.17 |
| \$ 121,266.27 | \$ 8,923.84 | \$ 41,198.25 | \$ 98,157.53 | \$ 378,952.66 | \$ 65,571.00 | \$ 43,717.64 | \$ 32,040.64 | \$ 61,574.15 | \$ 255,773.00 | \$ 615,334.19 | \$ - | \$ 1,722,509.17 |
| 65.60% | 64.58% | 72.23% | 69.16% | 67.71% | 80.07% | 71.38% | 74.97% | 77.65% | 80.43% | 74.23% | #DIV/0! | 72.70% |

Craighead County Library

| 01/31/25 | 02/28/25 | 03/31/25 | 04/30/25 | 05/31/25 | 06/30/25 | 07/31/25 | 08/31/25 | 09/30/25 | 10/31/25 | 11/30/25 | 12/31/25 | Totals |
|--------------|-------------|--------------|--------------|---------------|--------------|--------------|--------------|--------------|--------------|---------------|----------|---------------|
| \$ 63,591.63 | \$ 4,895.19 | \$ 15,839.66 | \$ 43,763.34 | \$ 180,734.68 | \$ 16,324.76 | \$ 17,531.09 | \$ 10,696.88 | \$ 17,726.72 | \$ 62,217.66 | \$ 213,652.50 | | \$ 646,974.11 |
| \$ 63,591.63 | \$ 4,895.19 | \$ 15,839.66 | \$ 43,763.34 | \$ 180,734.68 | \$ 16,324.76 | \$ 17,531.09 | \$ 10,696.88 | \$ 17,726.72 | \$ 62,217.66 | \$ 213,652.50 | \$ - | \$ 646,974.11 |
| 34.40% | 35.42% | 27.77% | 30.84% | 32.29% | 19.93% | 28.62% | 25.03% | 22.35% | 19.57% | 25.77% | #DIV/0! | 27.30% |

UNAUDITED, INTERNALLY PREPARED REPORT

TOTAL SALES TAX RECEIPTS BY MONTH
FOR CRAIGHEAD COUNTY, ARKANSAS 1% TAX
JANUARY 2019-DECEMBER 2025

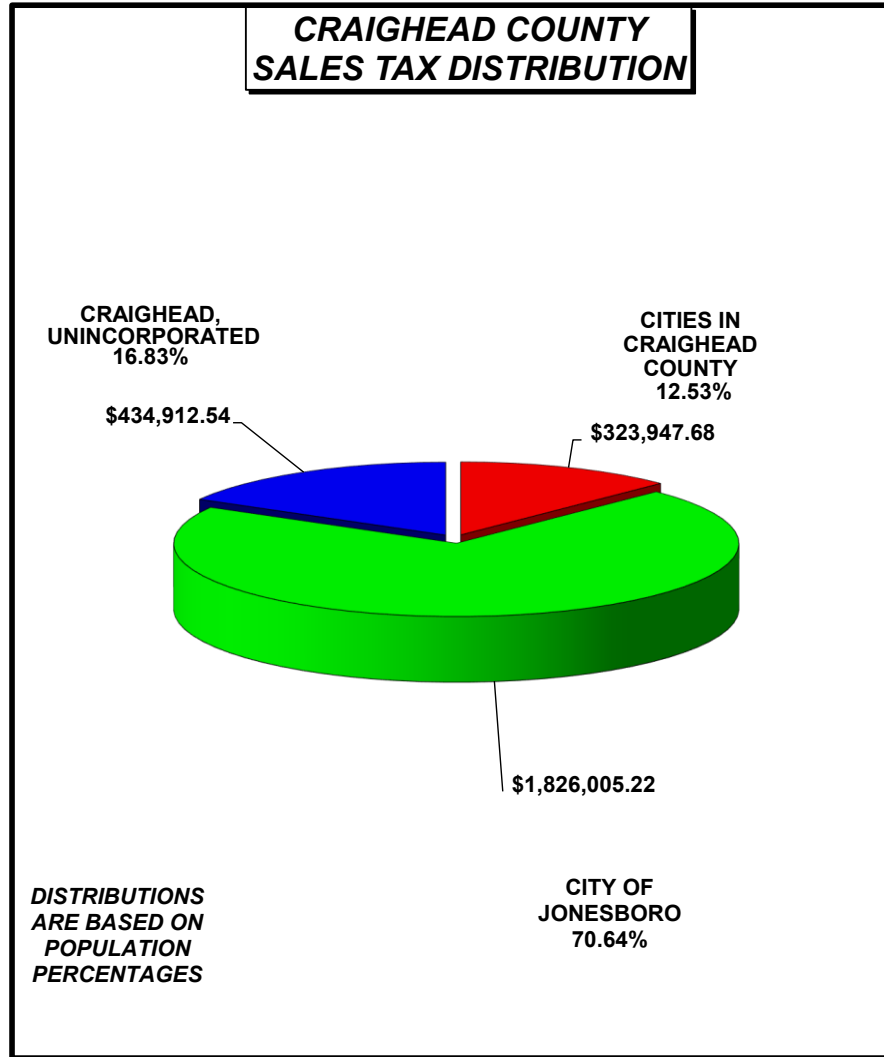
| | 2025 | 2024 | 2023 | 2022 | 2021 | 2020 | 2019 |
|------------------------------------------------------------------------------------------------|------------------|------------------|------------------|------------------|------------------|------------------|------------------|
| JAN | \$ 2,439,646.31 | \$ 2,677,958.84 | \$ 2,438,750.07 | \$ 2,344,585.47 | \$ 1,950,348.04 | \$ 1,887,945.41 | \$ 1,773,495.44 |
| FEB | \$ 2,857,662.98 | \$ 2,833,338.53 | \$ 2,947,566.01 | \$ 2,742,144.29 | \$ 2,313,783.98 | \$ 2,164,524.89 | \$ 2,142,668.11 |
| MAR | \$ 2,244,574.54 | \$ 2,216,324.38 | \$ 2,307,430.26 | \$ 2,000,990.06 | \$ 1,943,953.54 | \$ 1,673,989.82 | \$ 1,619,866.22 |
| APR | \$ 2,271,916.83 | \$ 2,345,480.62 | \$ 2,349,180.59 | \$ 2,020,237.06 | \$ 1,682,760.34 | \$ 1,758,009.04 | \$ 1,559,136.63 |
| MAY | \$ 2,657,839.84 | \$ 2,594,925.72 | \$ 2,482,369.67 | \$ 2,509,424.89 | \$ 2,404,063.33 | \$ 1,785,723.05 | \$ 1,737,595.95 |
| JUN | \$ 2,497,557.00 | \$ 2,398,155.14 | \$ 2,531,509.00 | \$ 2,277,953.78 | \$ 2,257,732.31 | \$ 1,727,848.86 | \$ 1,758,864.98 |
| JUL | \$ 2,551,850.93 | \$ 2,402,722.33 | \$ 2,457,002.51 | \$ 2,322,853.83 | \$ 2,218,412.93 | \$ 1,909,889.65 | \$ 1,728,735.74 |
| AUG | \$ 2,546,648.26 | \$ 2,453,342.22 | \$ 2,441,055.35 | \$ 2,525,686.77 | \$ 2,292,489.66 | \$ 1,986,168.83 | \$ 1,772,451.14 |
| SEP | \$ 2,545,495.09 | \$ 2,472,501.04 | \$ 2,445,081.29 | \$ 2,409,066.76 | \$ 2,275,738.71 | \$ 2,014,486.20 | \$ 1,754,997.84 |
| OCT | \$ 2,656,003.55 | \$ 2,585,302.48 | \$ 2,543,799.12 | \$ 2,441,430.46 | \$ 2,291,423.50 | \$ 1,928,089.86 | \$ 1,833,542.59 |
| NOV | \$ 2,584,865.44 | \$ 2,410,637.92 | \$ 2,523,515.37 | \$ 2,450,286.30 | \$ 2,251,535.57 | \$ 2,037,522.66 | \$ 1,804,200.70 |
| DEC | \$ - | \$ 2,494,398.86 | \$ 2,445,722.22 | \$ 2,230,930.93 | \$ 2,203,928.96 | \$ 1,865,377.46 | \$ 1,796,360.65 |
| TOTAL | \$ 27,854,060.77 | \$ 29,885,088.08 | \$ 29,912,981.46 | \$ 28,275,590.60 | \$ 26,086,170.87 | \$ 22,739,575.73 | \$ 21,281,915.99 |
| JAN % CHANGE | 91.10% | 109.81% | 104.02% | 120.21% | 103.31% | 106.45% | #DIV/0! |
| FEB % CHANGE | 100.86% | 96.12% | 107.49% | 118.51% | 106.90% | 101.02% | #DIV/0! |
| MAR % CHANGE | 101.27% | 96.05% | 115.31% | 102.93% | 116.13% | 103.34% | #DIV/0! |
| APR % CHANGE | 96.86% | 99.84% | 116.28% | 120.05% | 95.72% | 112.76% | #DIV/0! |
| MAY % CHANGE | 102.42% | 104.53% | 98.92% | 104.38% | 134.63% | 102.77% | #DIV/0! |
| JUN % CHANGE | 104.14% | 94.73% | 111.13% | 100.90% | 130.67% | 98.24% | #DIV/0! |
| JUL % CHANGE | 106.21% | 97.79% | 105.78% | 104.71% | 116.15% | 110.48% | #DIV/0! |
| AUG % CHANGE | 103.80% | 100.50% | 96.65% | 110.17% | 115.42% | 112.06% | #DIV/0! |
| SEP % CHANGE | 102.95% | 101.12% | 101.49% | 105.86% | 112.97% | 114.79% | #DIV/0! |
| OCT % CHANGE | 102.73% | 101.63% | 104.19% | 106.55% | 118.84% | 105.16% | #DIV/0! |
| NOV % CHANGE | 107.23% | 95.53% | 102.99% | 108.83% | 110.50% | 112.93% | #DIV/0! |
| DEC % CHANGE | 0.00% | 101.99% | 109.63% | 101.23% | 118.15% | 103.84% | #DIV/0! |
| JAN - DEC % CHANGE | 93.20% | 99.91% | 105.79% | 108.39% | 114.72% | 106.85% | #DIV/0! |
| THIS IS THE TOTAL AMOUNT OF THE COUNTY-WIDE 1% COUNTY-WIDE SALES TAX DISTRIBUTED BY POPULATION | | | | | | | |

| | JANUARY | FEBRUARY | MARCH | APRIL | MAY | JUNE | JULY | AUGUST | SEPTEMBER | OCTOBER | NOVEMBER | DECEMBER | TOTAL |
|------------------|-----------------|-----------------|-----------------|-----------------|-----------------|-----------------|-----------------|-----------------|-----------------|-----------------|-----------------|----------|------------------|
| BAY | \$ 41,146.59 | \$ 48,196.78 | \$ 37,856.55 | \$ 38,317.70 | \$ 44,826.60 | \$ 42,123.30 | \$ 43,039.01 | \$ 42,951.26 | \$ 42,931.82 | \$ 44,795.63 | \$ 43,595.83 | | \$ 469,781.07 |
| BLACK OAK | \$ 5,110.42 | \$ 5,986.06 | \$ 4,701.80 | \$ 4,759.07 | \$ 5,567.48 | \$ 5,231.73 | \$ 5,345.46 | \$ 5,334.57 | \$ 5,332.15 | \$ 5,563.64 | \$ 5,414.62 | | \$ 58,347.00 |
| BONO | \$ 52,836.96 | \$ 61,890.21 | \$ 48,612.17 | \$ 49,204.34 | \$ 57,562.52 | \$ 54,091.17 | \$ 55,267.05 | \$ 55,154.37 | \$ 55,129.39 | \$ 57,522.75 | \$ 55,982.06 | | \$ 603,252.99 |
| BROOKLAND | \$ 89,136.33 | \$ 104,409.22 | \$ 82,009.07 | \$ 83,008.06 | \$ 97,108.37 | \$ 91,252.18 | \$ 93,235.90 | \$ 93,045.81 | \$ 93,003.68 | \$ 97,041.28 | \$ 94,442.14 | | \$ 1,017,692.04 |
| CARAWAY | \$ 24,850.26 | \$ 29,108.18 | \$ 22,863.26 | \$ 23,141.77 | \$ 27,072.78 | \$ 25,440.14 | \$ 25,993.18 | \$ 25,940.18 | \$ 25,928.44 | \$ 27,054.08 | \$ 26,329.46 | | \$ 283,721.73 |
| CASH | \$ 6,141.28 | \$ 7,193.55 | \$ 5,650.23 | \$ 5,719.06 | \$ 6,690.54 | \$ 6,287.06 | \$ 6,423.73 | \$ 6,410.64 | \$ 6,407.73 | \$ 6,685.91 | \$ 6,506.84 | | \$ 70,116.57 |
| CRAIGHEAD COUNTY | \$ 410,478.92 | \$ 480,811.67 | \$ 377,657.42 | \$ 382,257.86 | \$ 447,190.73 | \$ 420,222.59 | \$ 429,357.73 | \$ 428,482.37 | \$ 428,288.34 | \$ 446,881.77 | \$ 434,912.54 | | \$ 4,686,541.94 |
| EGYPT | \$ 2,478.45 | \$ 2,903.11 | \$ 2,280.27 | \$ 2,308.05 | \$ 2,700.11 | \$ 2,537.28 | \$ 2,592.44 | \$ 2,587.15 | \$ 2,585.98 | \$ 2,698.24 | \$ 2,625.97 | | \$ 28,297.05 |
| JONESBORO | \$ 1,723,419.27 | \$ 2,018,715.34 | \$ 1,585,616.32 | \$ 1,604,931.51 | \$ 1,877,555.93 | \$ 1,764,328.64 | \$ 1,802,683.05 | \$ 1,799,007.77 | \$ 1,798,193.15 | \$ 1,876,258.73 | \$ 1,826,005.22 | | \$ 19,676,714.93 |
| LAKE CITY | \$ 51,016.51 | \$ 59,757.84 | \$ 46,937.28 | \$ 47,509.04 | \$ 55,579.25 | \$ 52,227.50 | \$ 53,362.87 | \$ 53,254.07 | \$ 53,229.96 | \$ 55,540.85 | \$ 54,053.25 | | \$ 582,468.42 |
| MONETTE | \$ 33,031.32 | \$ 38,691.02 | \$ 30,390.17 | \$ 30,760.37 | \$ 35,985.53 | \$ 33,815.41 | \$ 34,550.51 | \$ 34,480.07 | \$ 34,464.45 | \$ 35,960.67 | \$ 34,997.51 | | \$ 377,127.03 |
| | \$ 2,439,646.31 | \$ 2,857,662.98 | \$ 2,244,574.54 | \$ 2,271,916.83 | \$ 2,657,839.84 | \$ 2,497,557.00 | \$ 2,551,850.93 | \$ 2,546,648.26 | \$ 2,545,495.09 | \$ 2,656,003.55 | \$ 2,584,865.44 | \$ - | \$ 27,854,060.77 |


| | | |
|-------------------------------------------|-----------------------------|--|
| \$ | 434,912.54 | |
| FUND 1000 COUNTY GENERAL RECEIVES 40% | \$ 173,965.02 | |
| FUND 1892 CAPITAL FUND RECEIVES 10% | \$ 43,491.25 | |
| <u>FUND 2000 COUNTY ROAD RECEIVES 50%</u> | <u>\$ 217,456.27</u> | |
| CRAIGHEAD COUNTY 1% SALES TAX PORTION | <u>\$ 434,912.54</u> | |

CRAIGHEAD COUNTY SALES TAX DISTRIBUTIONS NOVEMBER 2025

| <u>CITY IN CRAIGHEAD</u> | | <u>POPULATION %</u> |
|----------------------------|------------------------|---------------------|
| BAY | \$ 43,595.83 | 1.69% |
| BLACK OAK | \$ 5,414.62 | 0.21% |
| BONO | \$ 55,982.06 | 2.17% |
| BROOKLAND | \$ 94,442.14 | 3.65% |
| CARAWAY | \$ 26,329.46 | 1.02% |
| CASH | \$ 6,506.84 | 0.25% |
| EGYPT | \$ 2,625.97 | 0.10% |
| LAKE CITY | \$ 54,053.25 | 2.09% |
| MONETTE | \$ 34,997.51 | 1.35% |
| CITIES IN CRAIGHEAD | \$ 323,947.68 | |
| CITY OF JONESBORO | \$ 1,826,005.22 | |
| CRAIGHEAD COUNTY | \$ 434,912.54 | |
| TOTAL SALES TAX | \$ 2,584,865.44 | |



SALES AND USE TAX



COUNTY SALES AND USE TAX FUNDS DISTRIBUTIONS FOR OCTOBER 2025, EFFECTIVE DATE 11/25/2025


COUNTY TREASURER'S OFFICE

| | | |
|----|--------------|-------------|
| \$ | 434,912.54 | 16.8253455% |
| \$ | 323,947.68 | 12.5324775% |
| \$ | 1,826,005.22 | 70.6421770% |
| \$ | 2,584,865.44 | 100.00% |

CRAIGHEAD COUNTY SALES TAX DISTRIBUTIONS YEAR TO DATE 2025

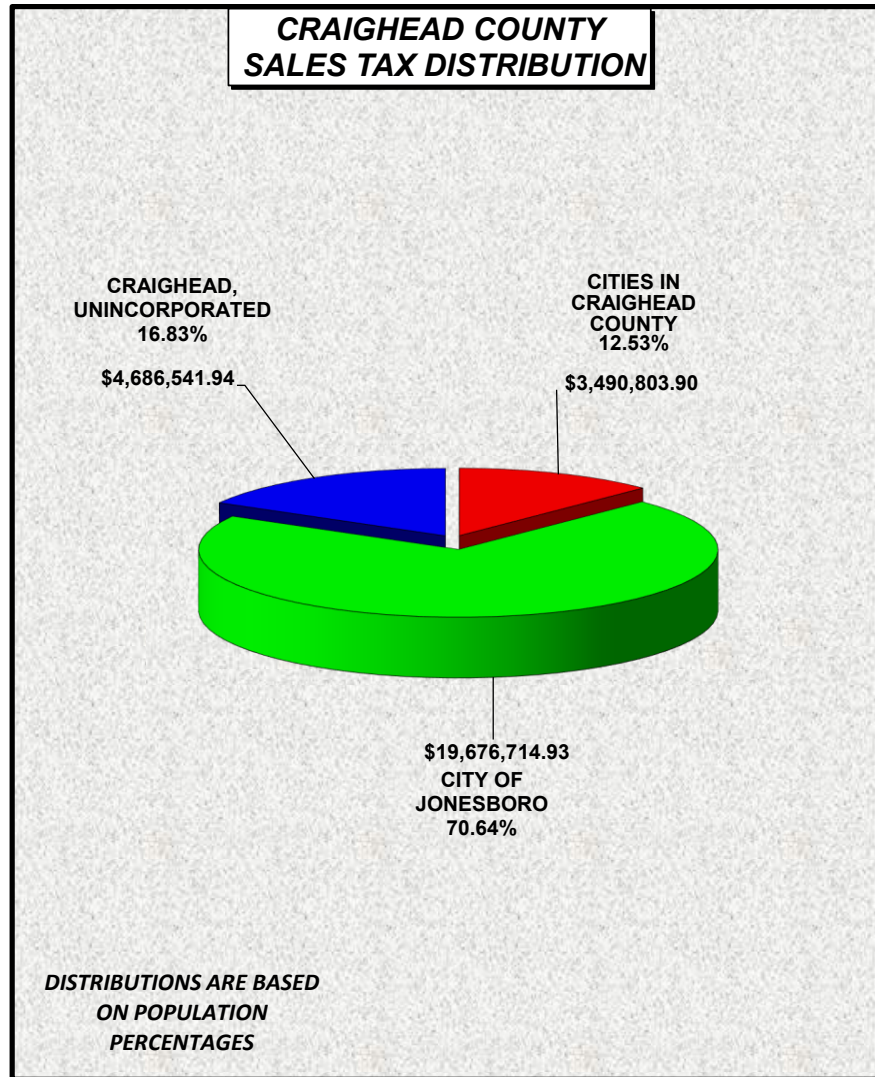
| <u>CITY IN CRAIGHEAD</u> | | <u>POPULATION %</u> |
|----------------------------|-------------------------|---------------------|
| BAY | \$ 469,781.07 | 1.69% |
| BLACK OAK | \$ 58,347.00 | 0.21% |
| BONO | \$ 603,252.99 | 2.17% |
| BROOKLAND | \$ 1,017,692.04 | 3.65% |
| CARAWAY | \$ 283,721.73 | 1.02% |
| CASH | \$ 70,116.57 | 0.25% |
| EGYPT | \$ 28,297.05 | 0.10% |
| LAKE CITY | \$ 582,468.42 | 2.09% |
| MONETTE | \$ 377,127.03 | 1.35% |
| CITIES IN CRAIGHEAD | \$ 3,490,803.90 | |
| CITY OF JONESBORO | \$ 19,676,714.93 | |
| CRAIGHEAD RURAL | \$ 4,686,541.94 | |
| TOTAL SALES TAX | \$ 27,854,060.77 | |

YEAR TO DATE SALES AND USE TAX



COUNTY SALES AND USE TAX DISTRIBUTIONS

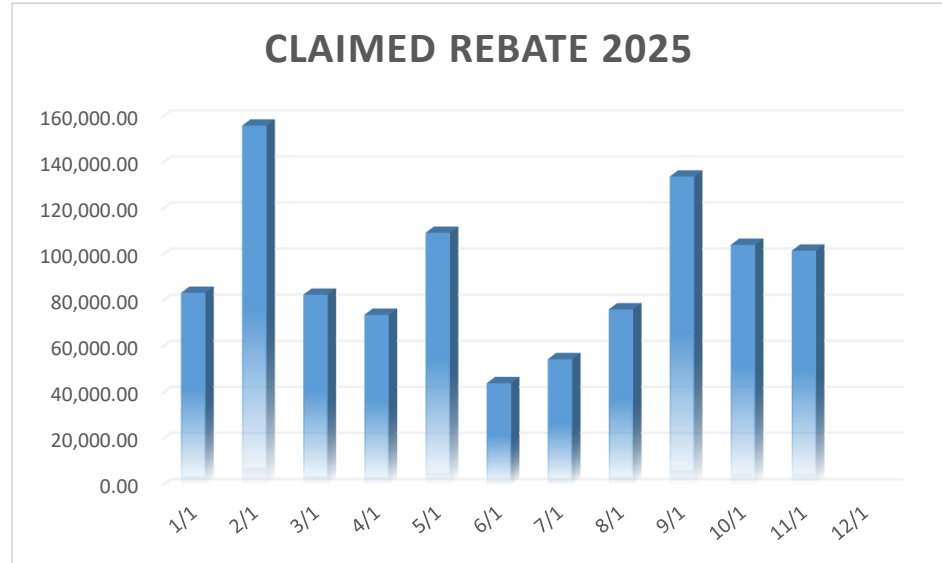
| | | |
|----|---------------|--------------|
| \$ | 4,686,541.94 | 16.82534543% |
| \$ | 3,490,803.90 | 12.53247750% |
| \$ | 19,676,714.93 | 70.64217707% |
| \$ | 27,854,060.77 | 100.00% |



LOCAL REBATE CLAIMED

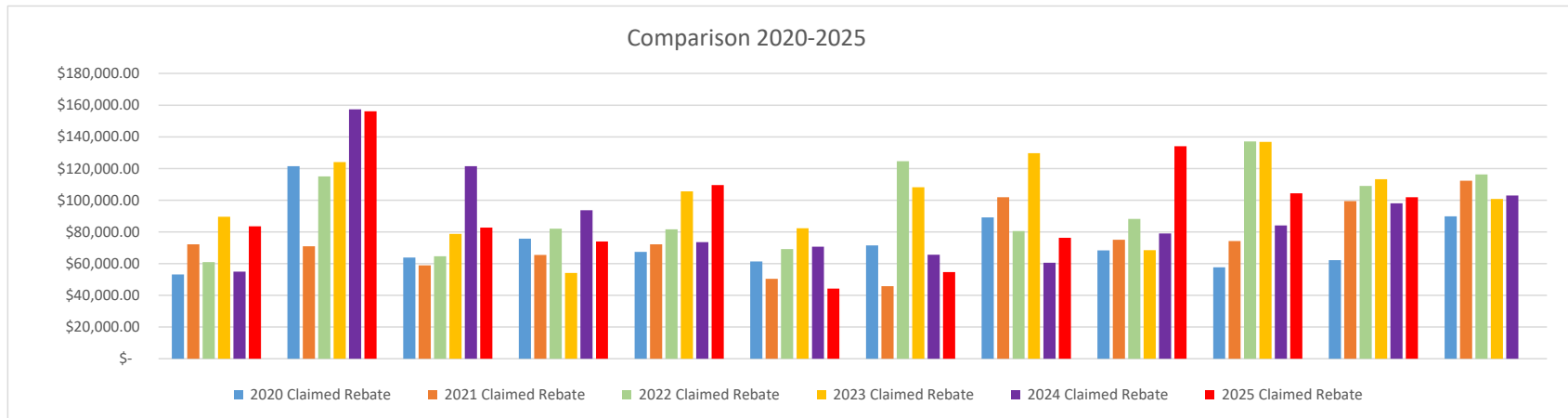
**DEPARTMENT OF FINANCE AND ADMINISTRATION
SALES AND USE TAX**

| Date | Return Period | Claimed Rebate |
|-----------|---------------|------------------------|
| 1/1/2025 | Nov-24 | 83,536.25 |
| 2/1/2025 | Dec-24 | 156,117.18 |
| 3/1/2025 | Jan-25 | 82,691.07 |
| 4/1/2025 | Feb-25 | 74,000.90 |
| 5/1/2025 | Mar-25 | 109,589.82 |
| 6/1/2025 | Apr-25 | 44,320.16 |
| 7/1/2025 | May-25 | 54,734.45 |
| 8/1/2025 | Jun-25 | 76,336.56 |
| 9/1/2025 | Jul-25 | 134,011.53 |
| 10/1/2025 | Aug-25 | 104,369.35 |
| 11/1/2025 | Sep-25 | 101,829.01 |
| 12/1/2025 | Oct-25 | |
| | | \$ 1,021,536.28 |



LOCAL REBATE CLAIMED
DEPARTMENT OF FINANCE AND ADMINISTRATION
SALES AND USE TAX

| Date | 2020 Claimed Rebate | 2021 Claimed Rebate | 2022 Claimed Rebate | 2023 Claimed Rebate | 2024 Claimed Rebate | 2025 Claimed Rebate | Amt Difference | % Change |
|-----------|---------------------|---------------------|---------------------|---------------------|---------------------|---------------------|----------------|----------|
| January | \$ 53,158.57 | \$ 72,186.74 | \$ 60,921.21 | \$ 89,616.29 | \$ 54,915.36 | \$ 83,536.25 | 28,620.89 | 152.12% |
| February | \$ 121,474.20 | \$ 70,980.10 | \$ 115,046.52 | \$ 124,136.29 | \$ 157,280.33 | \$ 156,117.18 | (1,163.15) | 99.26% |
| March | \$ 63,822.29 | \$ 58,929.00 | \$ 64,651.99 | \$ 78,773.89 | \$ 121,405.18 | \$ 82,691.07 | (38,714.11) | 68.11% |
| April | \$ 75,767.73 | \$ 65,507.17 | \$ 82,102.50 | \$ 54,080.59 | \$ 93,658.56 | \$ 74,000.90 | (19,657.66) | 79.01% |
| May | \$ 67,359.94 | \$ 72,249.85 | \$ 81,656.15 | \$ 105,538.45 | \$ 73,547.62 | \$ 109,589.82 | 36,042.20 | 149.01% |
| June | \$ 61,426.00 | \$ 50,466.69 | \$ 69,186.98 | \$ 82,356.88 | \$ 70,660.79 | \$ 44,320.16 | (26,340.63) | 62.72% |
| July | \$ 71,446.71 | \$ 45,771.99 | \$ 124,592.91 | \$ 108,148.80 | \$ 65,678.46 | \$ 54,734.45 | (10,944.01) | 83.34% |
| August | \$ 89,169.75 | \$ 101,896.61 | \$ 80,593.38 | \$ 129,725.33 | \$ 60,573.33 | \$ 76,336.56 | 15,763.23 | 126.02% |
| September | \$ 68,312.11 | \$ 75,011.54 | \$ 88,172.85 | \$ 68,479.50 | \$ 78,992.84 | \$ 134,011.53 | 55,018.69 | 169.65% |
| October | \$ 57,691.56 | \$ 74,285.84 | \$ 137,093.74 | \$ 136,763.51 | \$ 84,041.18 | \$ 104,369.35 | 20,328.17 | 124.19% |
| November | \$ 62,239.05 | \$ 99,459.25 | \$ 109,000.12 | \$ 113,312.58 | \$ 98,025.90 | \$ 101,829.01 | 3,803.11 | 103.88% |
| December | \$ 89,883.78 | \$ 112,246.57 | \$ 116,232.38 | \$ 100,765.95 | \$ 103,028.41 | \$ - | - | - |
| | \$ 881,751.69 | \$ 898,991.35 | \$ 1,129,250.73 | \$ 1,191,698.06 | \$ 1,061,807.96 | \$ 1,021,536.28 | \$ 62,756.73 | 110.66% |



Fund 3521
Homeland Security Grant Program
2024-2025

| DATE | RECEIPTS | EXCESS COM | INTEREST | COM CHARGED | DISBURSEMENTS | "CASH FLOW" | TRANSFER FROM GENERAL | TRANSFER TO GENERAL | |
|-------|---------------|---------------|----------|----------------|-----------------|-----------------|--------------------------|------------------------|-----------------|
| 2024 | \$ 442,146.93 | \$ - | \$ - | \$ - | \$ (579,625.41) | \$ (137,478.48) | \$ - | \$ - | \$ (137,478.48) |
| 2025 | \$ 426,470.56 | \$ - | \$ - | \$ - | \$ (342,473.80) | \$ 83,996.76 | \$ - | \$ - | \$ (53,481.72) |
| TOTAL | \$ 868,617.49 | \$ - | \$ - | \$ - | \$ (922,099.21) | \$ (53,481.72) | \$ - | \$ - | \$ (53,481.72) |

FUND 3578

District Court DWI Court Fund

2020-2025

| DATE | RECEIPTS | EXCESS COM | INTEREST | COM CHARGED | DISBURSEMENTS | "CASH FLOW" | TRANSFER FROM GENERAL | TRANSFER TO | |
|--------------|----------------------|-----------------|------------------|-------------------|------------------------|-----------------------|--------------------------|-----------------------|----------------------|
| 2020 | \$ 887.68 | \$ 4.78 | \$ 12.55 | \$ (0.25) | \$ (887.68) | \$ 17.08 | \$ - | \$ (9,595.13) | \$ 17.08 |
| 2021 | \$ 13,810.83 | \$ 0.19 | \$ 0.05 | \$ (2.31) | \$ (13,734.91) | \$ 73.85 | \$ - | \$ - | \$ 90.93 |
| 2022 | \$ 15,077.56 | \$ 1.75 | \$ 0.29 | \$ (2.85) | \$ (14,935.29) | \$ 141.46 | \$ - | \$ - | \$ 232.39 |
| 2023 | \$ 15,013.47 | \$ 1.95 | \$ - | \$ - | \$ (15,000.00) | \$ 15.42 | \$ - | \$ - | \$ 247.81 |
| 2024 | \$ 5,315.57 | \$ - | \$ - | \$ - | \$ (11,364.06) | \$ (6,048.49) | \$ - | \$ (3,540.00) | \$ (9,340.68) |
| 2025 | \$ 22,505.75 | \$ - | \$ - | \$ - | \$ (14,722.22) | \$ 7,783.53 | \$ - | \$ - | \$ (1,557.15) |
| | | | | | | | | | \$ - |
| TOTAL | \$ 138,881.28 | \$ 10.52 | \$ 371.24 | \$ (14.52) | \$ (157,325.26) | \$ (18,076.74) | \$ 30,861.36 | \$ (14,341.77) | \$ (1,557.15) |